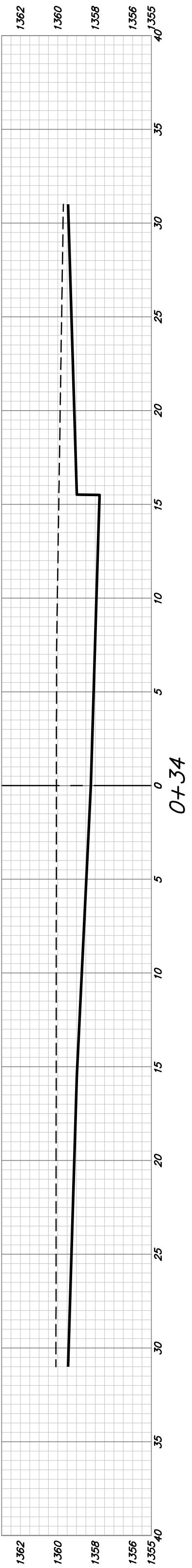
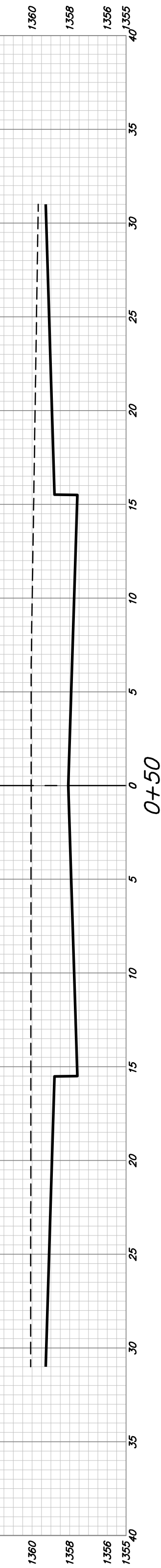
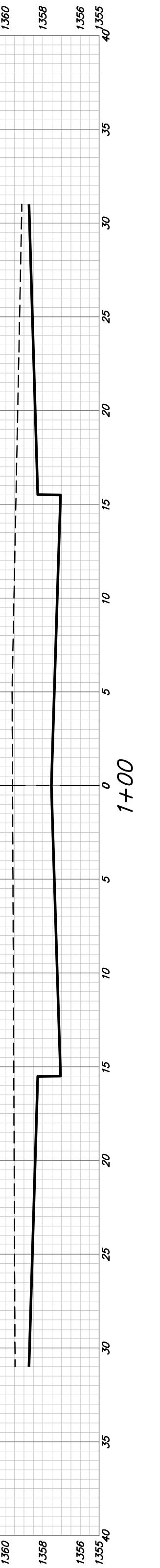
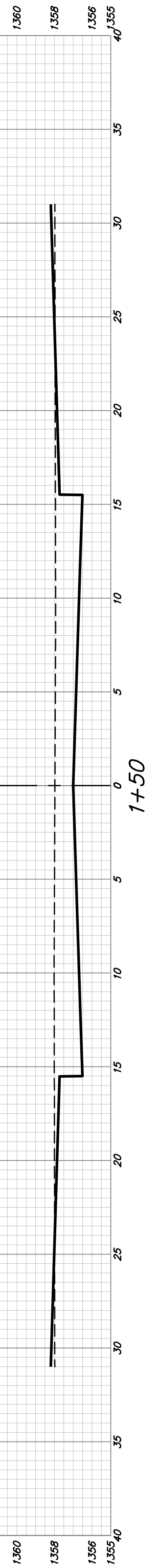
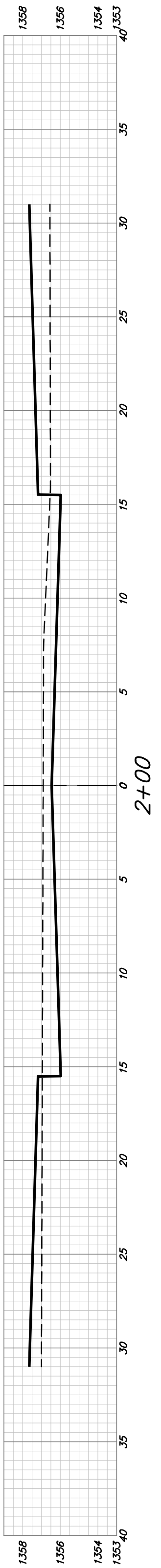
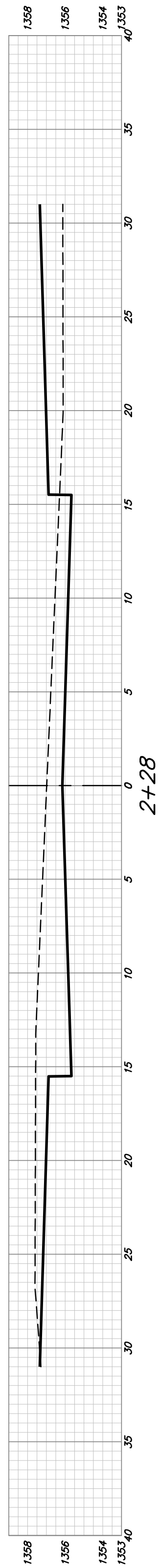


EXCAVATION				LOOSE FILL				COMPACTED FILL			
Station	Area	CY	Total	Station	Area	CY	Total	Station	Area	CY	Total
0+34.00	77.31	0.00	0.00	0+34.00	0.00	0.00	0.00	0+34.00	0.00	0.00	0.00
0+50.00	95.71	51.27	51.27	0+50.00	0.00	0.00	0.00	0+50.00	0.00	0.00	0.00
1+00.00	97.88	179.25	230.52	1+00.00	0.00	0.00	0.00	1+00.00	0.00	0.00	0.00
1+50.00	39.89	127.57	358.09	1+50.00	1.55	1.44	1.44	1+50.00	0.00	0.00	0.00
2+00.00	20.27	55.71	413.80	2+00.00	20.51	20.43	21.87	2+00.00	0.00	0.00	0.00
2+28.00	39.85	31.18	444.98	2+28.00	15.14	18.48	40.35	2+28.00	0.00	0.00	0.00



NICKEL TON