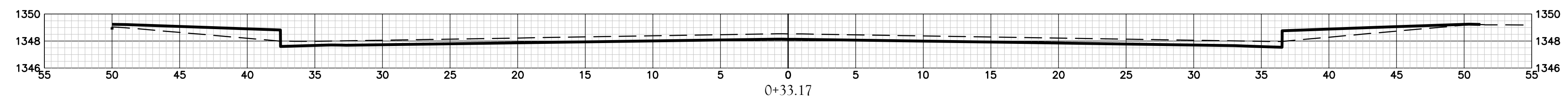
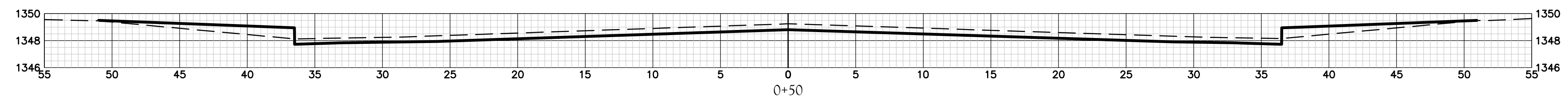
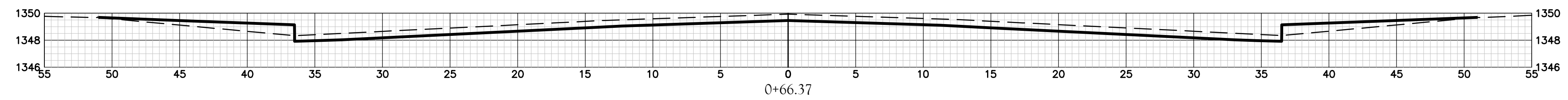
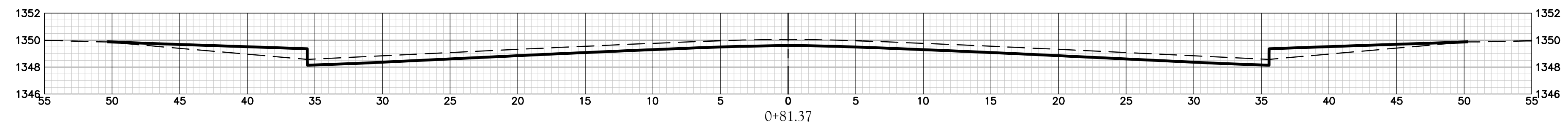
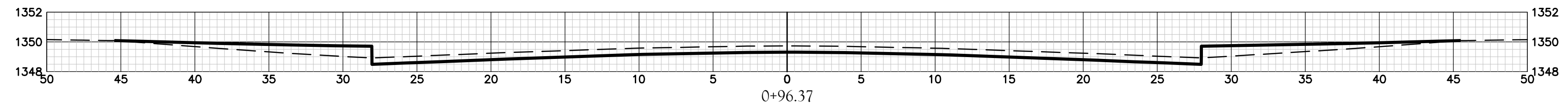
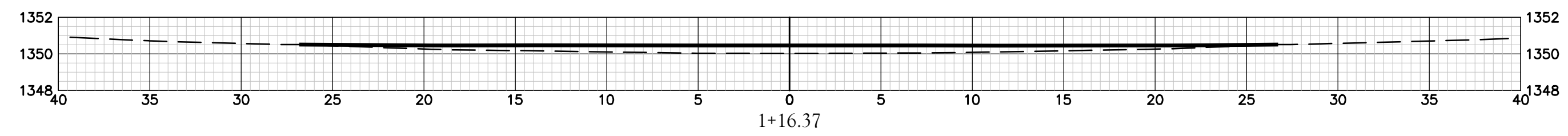
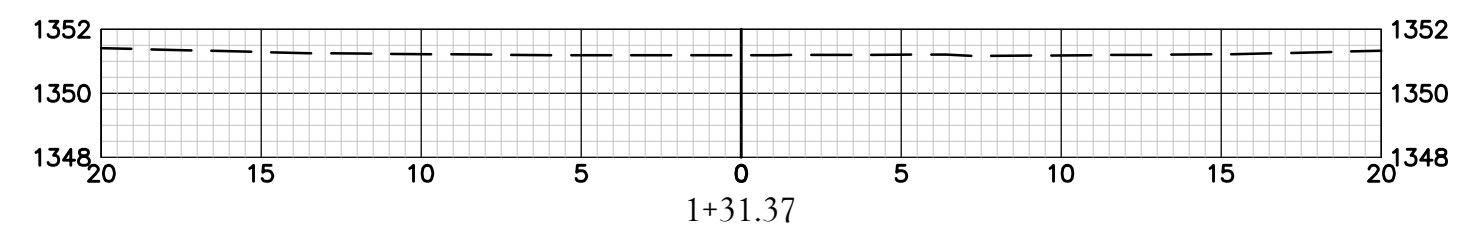


HILLSIDE CT (Eyebrow)

Total Volume Table (C.Y. Unadjusted)

| Station | Fill Area | Cut Area | Fill Volume | Cut Volume | Cumulative Fill Vol | Cumulative Cut Vol |
|---------|-----------|----------|-------------|------------|---------------------|--------------------|
| 0+33.17 | 12.04 | 27.25 | 0.00 | 0.00 | 0.00 | 0.00 |
| 0+50.00 | 11.86 | 30.33 | 7.45 | 17.94 | 7.45 | 17.94 |
| 0+66.37 | 11.61 | 34.60 | 7.12 | 19.68 | 14.56 | 37.63 |
| 0+81.37 | 11.70 | 33.28 | 6.48 | 18.85 | 21.04 | 56.48 |
| 0+96.37 | 14.25 | 24.10 | 7.21 | 15.94 | 28.25 | 72.42 |
| 1+16.37 | 15.36 | 0.00 | 10.97 | 8.93 | 39.22 | 81.34 |
| 1+31.37 | 0.00 | 0.00 | 4.27 | 0.00 | 43.48 | 81.34 |



HILLSIDE CT (Eyebrow)