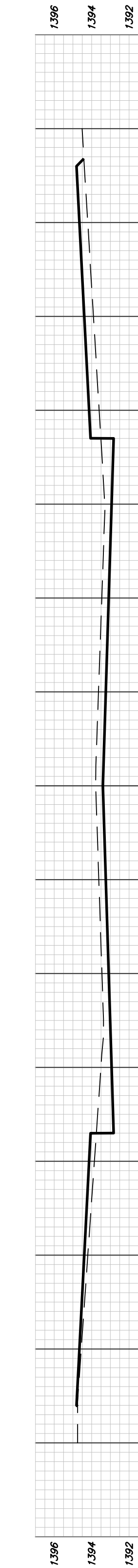
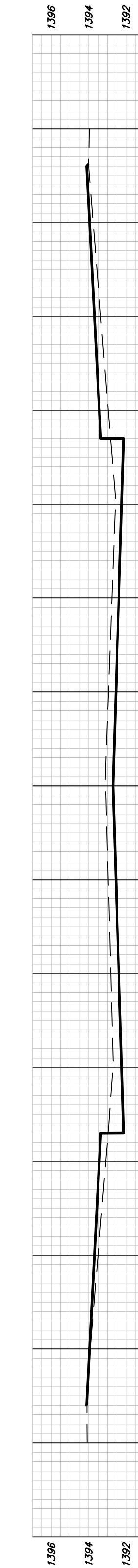
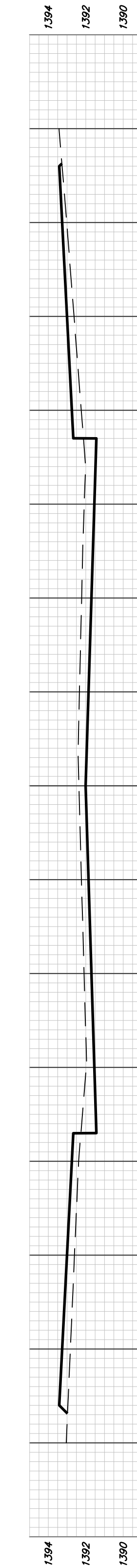
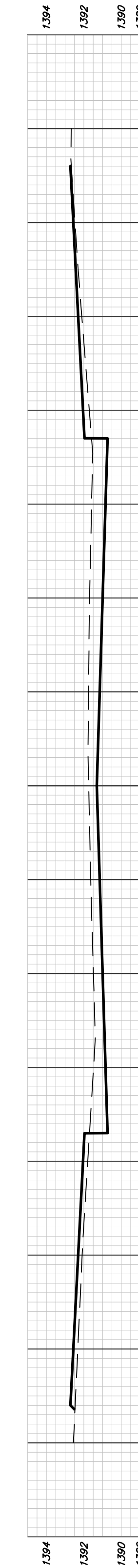
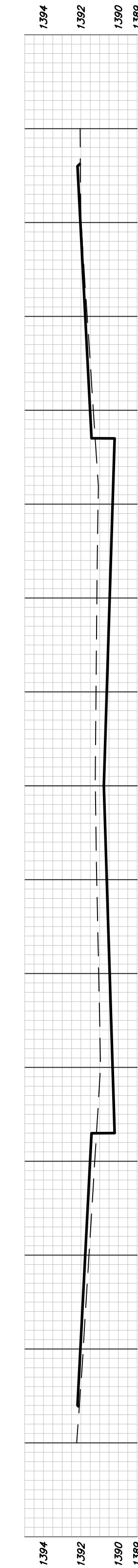
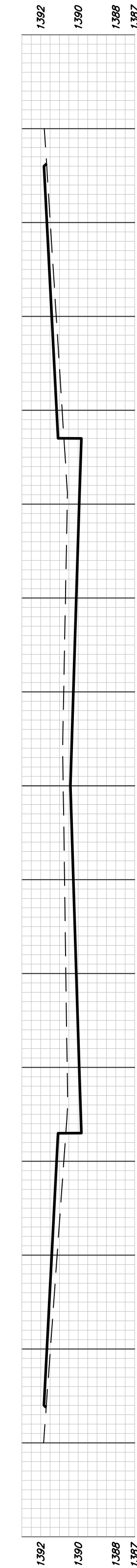
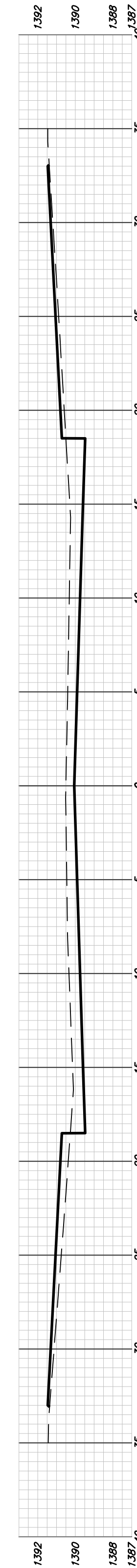
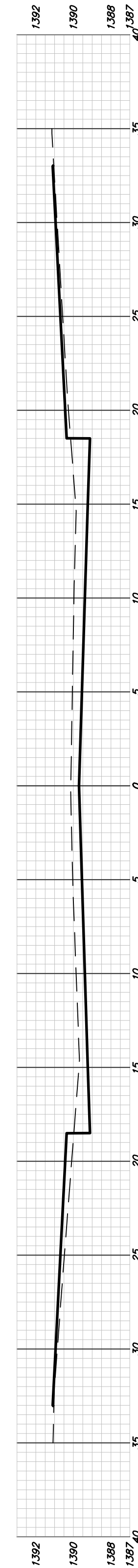
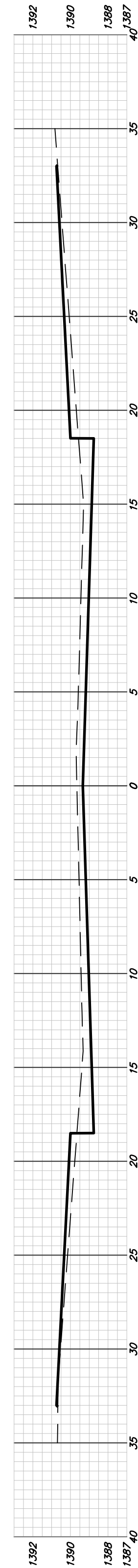
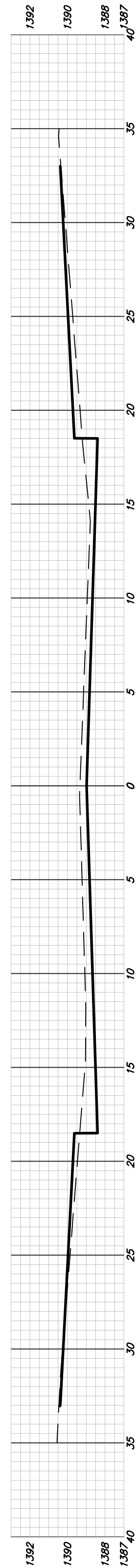


EXCAVATION				COMPACTED FILL				LOOSE FILL			
Station	Area	Volume	Cumulative Vol.	Station	Area	Volume	Cumulative Vol.	Station	Area	Volume	Cumulative Vol.
-0+50.00	1.32	0.00	0.00	-0+50.00	0.00	0.00	0.00	-0+50.00	0.00	0.00	0.00
-0+35.00	24.56	7.19	7.19	-0+35.00	0.00	0.00	0.00	-0+35.00	3.07	0.85	0.85
-0+15.00	18.19	15.83	23.02	-0+15.00	0.00	0.00	0.00	-0+15.00	4.20	2.69	3.55
0+00.00	13.11	8.69	31.72	0+00.00	0.00	0.00	0.00	0+00.00	4.71	2.47	6.02
0+23.43	8.36	9.31	41.03	0+23.43	0.00	0.00	0.00	0+23.43	8.87	5.89	11.91
0+46.86	5.01	5.80	46.83	0+46.86	0.00	0.00	0.00	0+46.86	18.21	11.75	23.66
1+00.00	15.77	20.45	67.28	1+00.00	0.00	0.00	0.00	1+00.00	9.70	27.46	51.11
1+50.00	16.22	29.66	96.94	1+50.00	0.00	0.00	0.00	1+50.00	7.04	15.27	66.38
2+00.00	17.52	31.26	128.20	2+00.00	0.00	0.00	0.00	2+00.00	11.05	16.72	83.10
2+50.00	22.31	36.83	165.03	2+50.00	0.00	0.00	0.00	2+50.00	6.15	16.03	99.13
3+00.00	23.74	42.62	207.65	3+00.00	0.00	0.00	0.00	3+00.00	4.27	9.67	108.80
3+50.00	20.98	41.43	249.08	3+50.00	0.00	0.00	0.00	3+50.00	7.16	10.53	119.33
4+00.00	21.79	39.62	288.70	4+00.00	0.00	0.00	0.00	4+00.00	6.24	12.34	131.67
4+50.00	20.43	39.13	327.84	4+50.00	0.00	0.00	0.00	4+50.00	4.60	9.95	141.63
5+00.00	16.47	34.19	362.03	5+00.00	0.00	0.00	0.00	5+00.00	6.00	9.82	151.45
5+50.00	15.65	29.70	391.72	5+50.00	0.00	0.00	0.00	5+50.00	4.83	10.12	161.56
5+97.03	14.15	25.84	417.56	5+97.03	0.00	0.00	0.00	5+97.03	15.87	18.32	179.88
6+28.26	29.44	25.37	442.93	6+28.26	0.00	0.00	0.00	6+28.26	4.43	11.62	191.51
6+68.25	19.22	36.64	479.57	6+68.25	1.40	1.10	1.10	6+68.25	10.34	10.68	202.18
7+00.00	15.81	20.67	500.24	7+00.00	1.70	1.93	3.03	7+00.00	10.92	12.26	214.45
7+50.00	13.08	26.78	527.02	7+50.00	1.72	3.35	6.37	7+50.00	11.56	20.34	234.79
8+00.00	9.17	20.67	547.69	8+00.00	2.08	3.73	10.10	8+00.00	14.18	23.29	258.08
8+50.00	17.61	25.02	572.71	8+50.00	0.73	2.76	12.86	8+50.00	14.47	25.59	283.67
9+00.00	10.83	27.37	600.08	9+00.00	0.78	1.79	14.65	9+00.00	14.73	22.40	306.08
9+50.00	7.12	17.01	617.10	9+50.00	0.00	0.92	15.57	9+50.00	16.64	24.86	330.94
10+00.00	25.57	30.22	647.32	10+00.00	0.00	0.00	15.57	10+00.00	2.13	15.93	346.87
10+50.00	26.52	48.23	695.55	10+50.00	1.31	1.21	16.78	10+50.00	2.70	4.47	351.34
11+00.00	19.97	43.04	738.59	11+00.00	0.00	1.21	18.00	11+00.00	7.02	9.01	360.35
11+50.00	17.92	35.08	773.67	11+50.00	0.00	0.00	18.00	11+50.00	3.81	10.03	370.38
11+92.79	33.12	40.45	814.11	11+92.79	0.01	0.01	18.01	11+92.79	0.32	3.27	373.65



WOODRIDGE CT