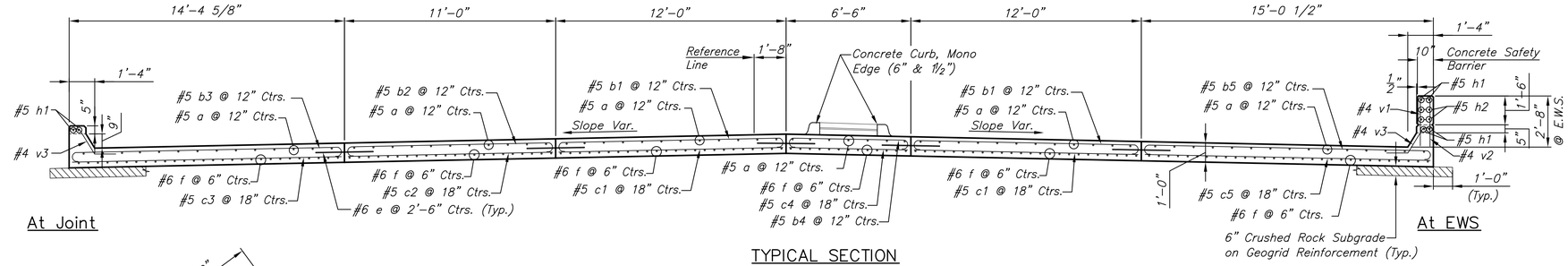

TYPICAL SECTION
CONCRETE APPROACH 12" BRIDGE
(Looking Forward Station)

GENERAL NOTES

1. Special Concrete Bridge Approach shall be paid for as sq. yds of "Concrete Pavement 12" (Reinf.)" and includes all work and materials required to construct the approach slab as shown on this sheet.
2. Transition Approach Rail shall be paid for as lineal feet of "Concrete Safety Barrier, Special".
3. Formed joints shall be edged with 1/4" radius tool For length of joint.
4. Clearance from the face of concrete for all reinforcing steel, unless noted, shall be 2".
5. All casting to existing concrete, if cast previously, shall be brush blasted and power washed prior to casting concrete.
6. All existing concrete shall be water soaked for 2 hours prior to casting concrete.
7. All reinforcing steel shall be epoxy coated. All epoxy coating damaged or removed through cutting shall be replaced as required by Specifications.
8. Standard reinforcing bar hooks in accordance with the latest ACI specifications shall be used throughout.
9. All work and materials required for installation of expansion joints shall be subsidiary to this bid item.
10. At the Contractor's option #4x3'-0" tie bars @ 15" centers may be substituted for the #6 e-bars at 2'-6" centers.

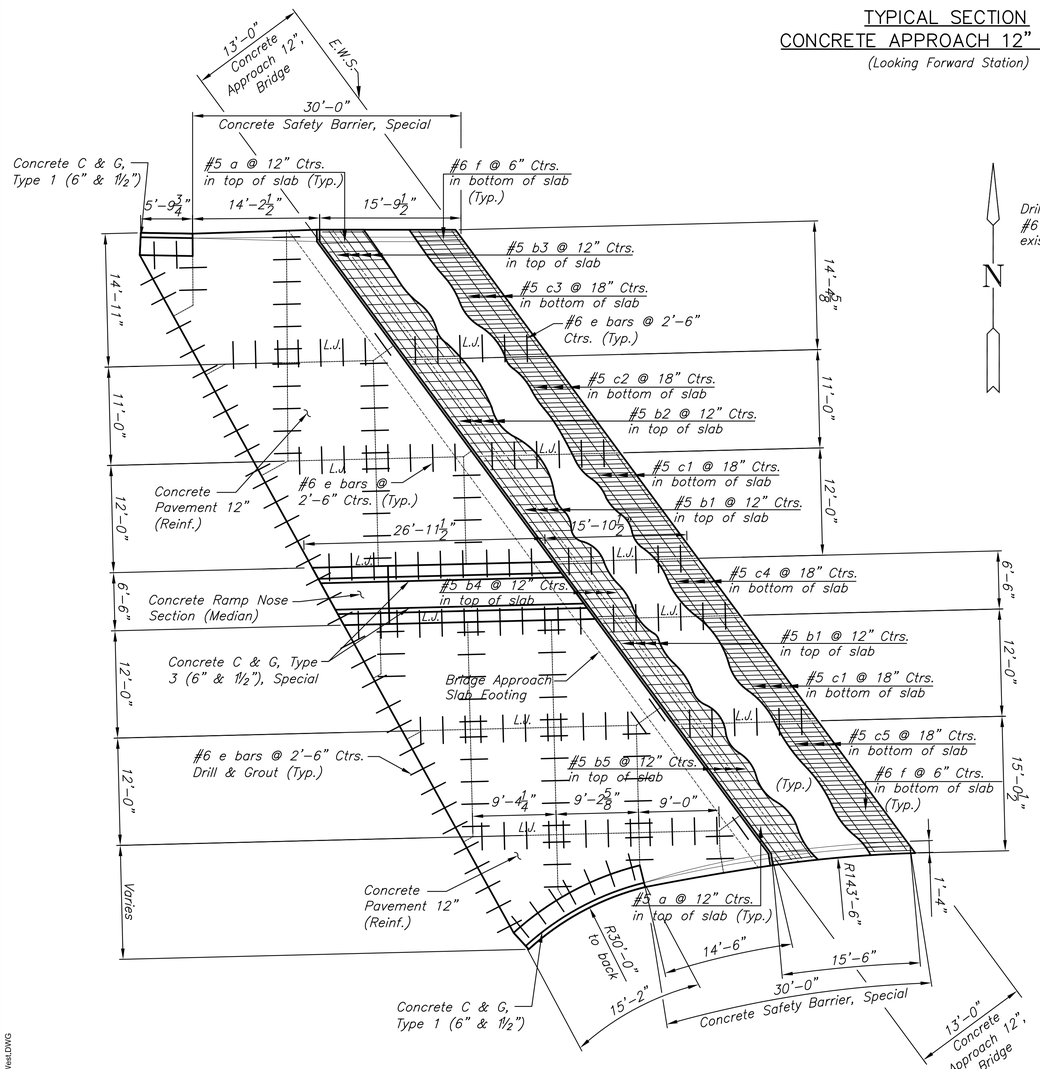

WEST APPROACH SLAB PLAN
(See Sheet No. 6 for spot elevations)

NOTE:

Spacing of longitudinal reinforcing bars is normal to centerline.
Spacing of transverse reinforcing bars is parallel to centerline.

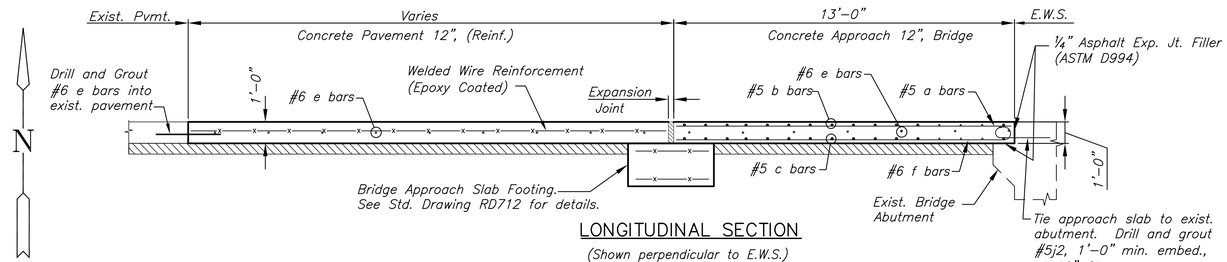

LONGITUDINAL SECTION
(Shown perpendicular to E.W.S.)
For Expansion Joint width and details see Std. Drawing RD712

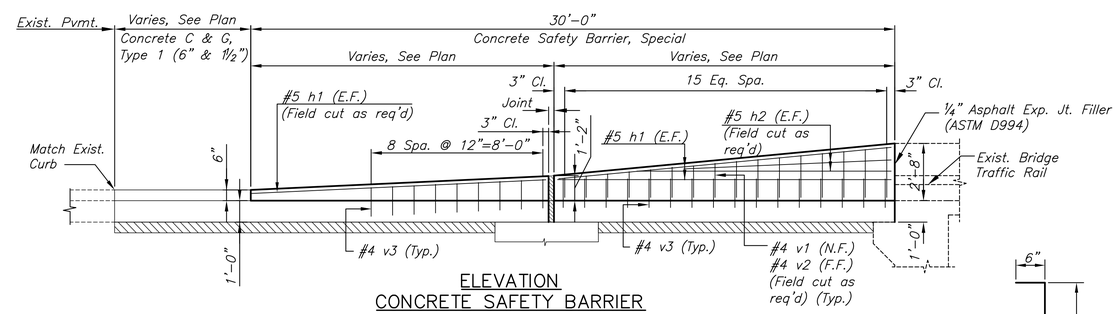

ELEVATION
CONCRETE SAFETY BARRIER

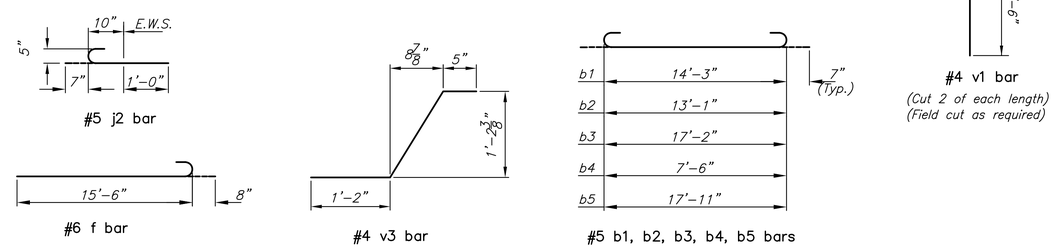

BENDING DIAGRAM
All dimensions are out to out unless otherwise noted.

BILL OF MATERIALS (ONE APPROACH ONLY)
Bar Schedule △ See Bending Diagram

Bar	a	△ b1	△ b2	△ b3	△ b4	△ b5	c1	c2	c3	c4	c5	e	△ f	h1	h2	△ j2	△ v1	v2	△ v3
No.	71	26	13	13	13	13	18	9	9	9	9	201	142	12	8	71	32	32	50
Size	#5	#5	#5	#5	#5	#5	#5	#5	#5	#5	#5	#6	#6	#5	#5	#5	#4	#4	#4
Length	15'-6"	15'-5"	14'-3"	18'-4"	8'-8"	19'-1"	14'-3"	13'-1"	17'-2"	7'-6"	17'-11"	3'-0"	16'-2"	15'-6"	11'-10"	2'-5"	3'-0"	2'-6"	3'-1"

MKEC
Wichita, KS • 316-684-9600

PAWNEE AVENUE BRIDGE OVER ARKANSAS RIVER
BRIDGE REHABILITATION IMPROVEMENTS

©2013
MKEC Engineering
All Rights Reserved
www.mkec.com
These drawings and their contents, including, but not limited to, all concepts, designs, & Ideas are the exclusive property of MKEC Engineering (MKEC), and may not be used or reproduced in any way without the express consent of MKEC.

CONCRETE BRIDGE WEST APPROACH

PROJECT NO.	472-84922
DATE	04/05/2016
SCALE	N/A

DESIGNED	DRAWN	CHECKED
JRA	DPG	JRA

NO.	REVISION	DATE
—	—	—
—	—	—
—	—	—
—	—	—
—	—	—

SHEET NO.
4 OF 51

PLOTTED: Tuesday, April 05, 2016 @ 11:04AM
J:\Civil\Projects\Proj\PP110264\Appr West.DWG