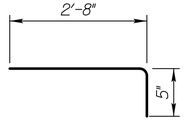

RF4

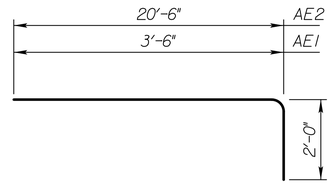

AE1, AE2

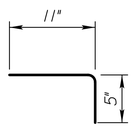

AW2

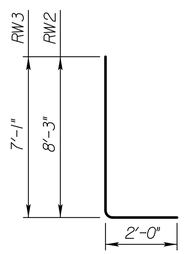

RW2, RW3

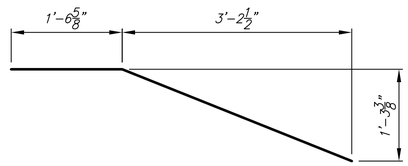

AE3

BILL OF REINFORCING STEEL
West Abutment, Retaining Wall "A"

	Straight Bars				Bent Bars ⊗			
	Mark	Size	Number	Length	Mark	Size	Number	Length
Footing	RF1	#5	25	171'-8" △	RF4	#5	160	3'-1"
	RF2	#5	640	11'-4"				
	RF5	#5	160	2'-0"				
Wall	RW1	#5	16	128'-8" △	RW2	#5	508	10'-3"
	RW4	#5	14	85'-8" △	RW3	#5	286	9'-1"
	RW7	#8	14	22'-8"	AE1	#5	76	5'-6"
					AE2	#5	14	22'-6"
					AE3	#5	4	5'-0"

BILL OF REINFORCING STEEL
East Abutment, Retaining Wall "B"

	Straight Bars				Bent Bars ⊗			
	Mark	Size	Number	Length	Mark	Size	Number	Length
Footing	RF2	#5	792	11'-4"	RF4	#5	198	3'-1"
	RF3	#5	25	212'-10" △				
Wall	RW5	#5	16	169'-10" △	RW2	#5	660	10'-3"
	RW6	#5	14	104'-9" △	RW3	#5	324	9'-1"
					AE1	#5	76	5'-6"
					AE2	#5	14	22'-6"
					AE3	#5	4	5'-0"
Wing	W1	#5	12	8'-3"				
	W2	#5	18	∓ 6'-8"				
	W3	#5	2	8'-6"				
	W4	#5	14	3'-0"				

⊗ See Bending Diagram

△ Series bar length, 40' max. length, includes 3' min. lap

∓ Field Cut

BENDING DIAGRAMS

(All dimensions are out to out of bars.)

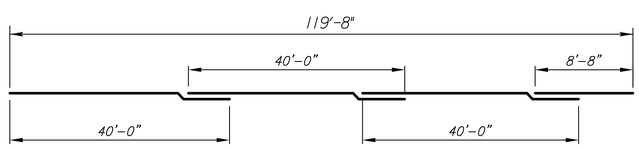

RW1

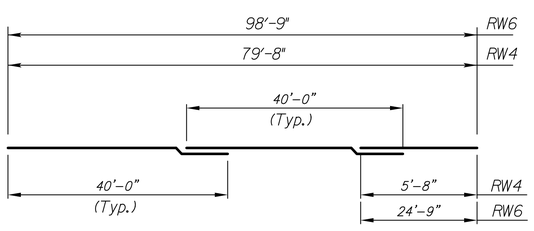

RW4, RW6

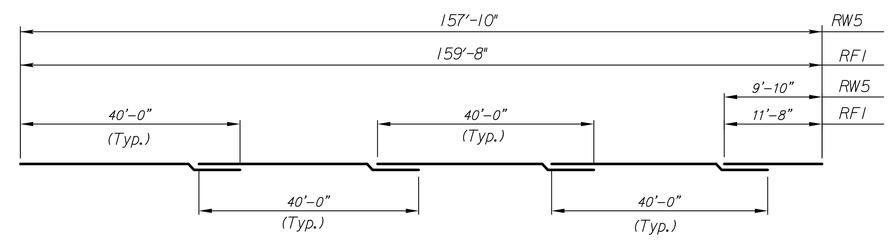

RF1, RW5

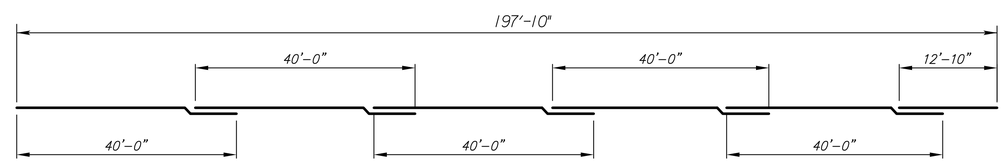

RF3

SERIES BAR DIAGRAMS

(All dimensions are out to out of bars.)
(Alternate Splice)

MKEC
Wichita, KS • 316-684-9600

PAWNEE AVENUE BRIDGE OVER ARKANSAS RIVER

BRIDGE REHABILITATION IMPROVEMENTS

©2013
MKEC Engineering
All Rights Reserved
www.mkec.com
These drawings and their contents, including, but not limited to, all concepts, designs, & ideas are the exclusive property of MKEC Engineering (MKEC), and may not be used or reproduced in any way without the express consent of MKEC.

BILL OF REINFORCING STEEL

PROJECT NO.	472-84922
DATE	04/05/2016
SCALE	NONE

DESIGNED	DRAWN	CHECKED
HWL	DPG	KJS

NO.	REVISION	DATE
—	—	—
—	—	—
—	—	—
—	—	—
—	—	—

SHEET NO.

PLOTTED: Tuesday, April 05, 2016 @ 12:11PM
J:\Civil\110264\dwg\PP\110264 WALL DETAIL 3.dwg