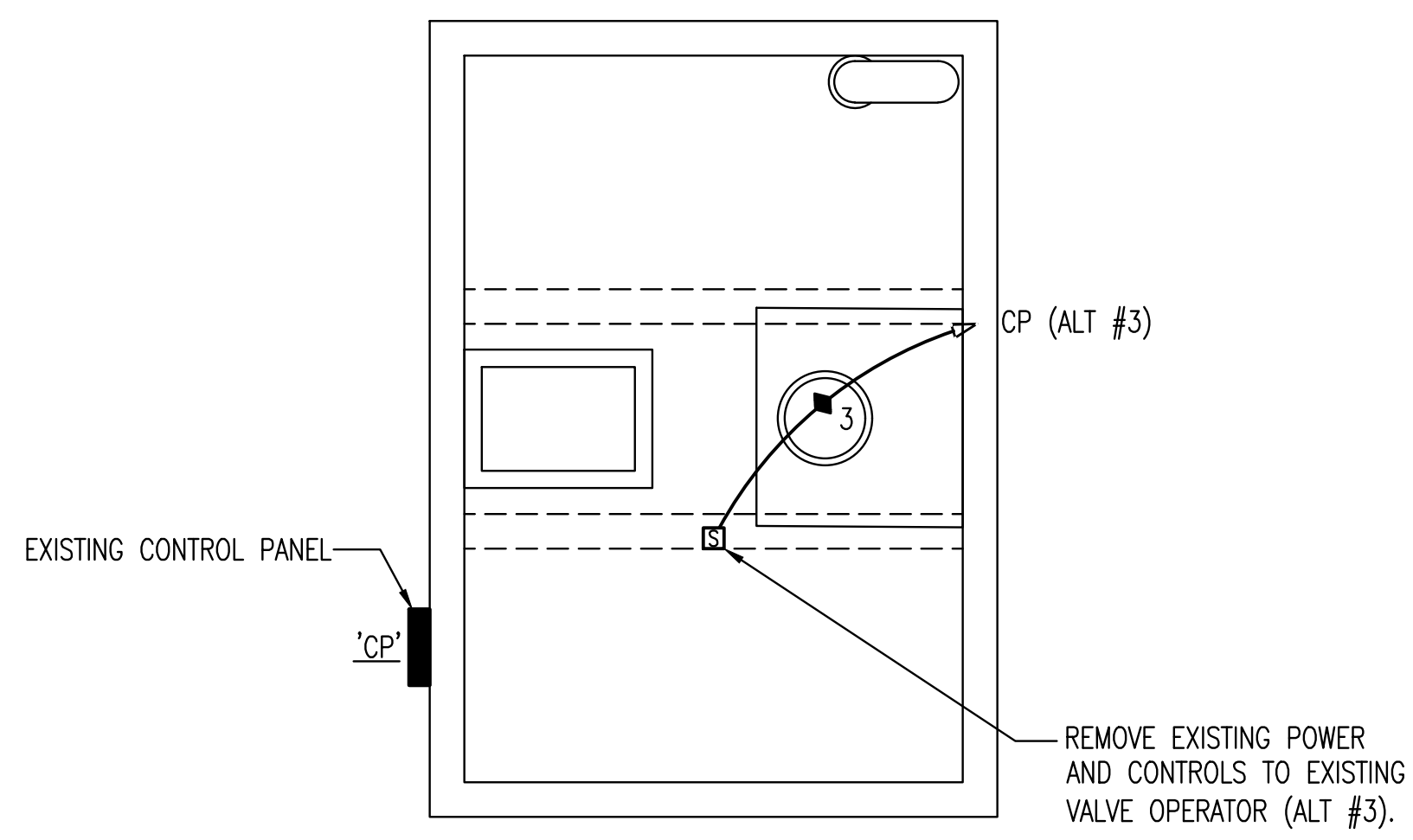


B VAULT INTERIOR

0' 2' 4' 6' 10'

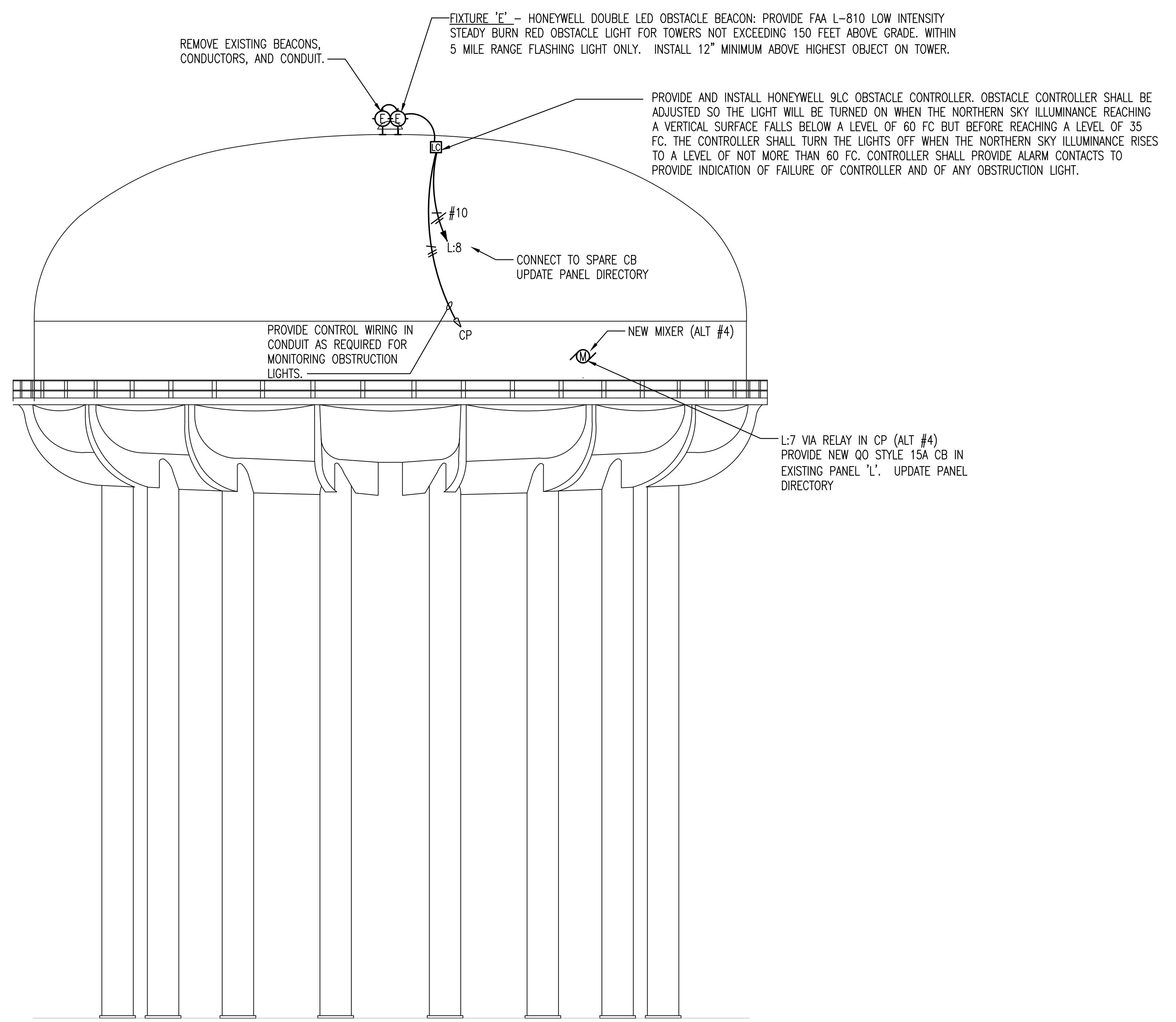
SCALE: 1/4" = 1'-0"



C TOP OF VAULT

0' 2' 4' 6' 10'


SCALE: 1/4" = 1'-0"



A WICHITA STATE WATER TOWER

NOT TO SCALE

Saved: 04-06-2016 8:09:54 AM by ADAM.POTTER
 Plot Scale: 1:1 04-06-2016 8:10:47 AM by ADAM.POTTER
 U:\wchita-civil\2014\14420\001\Elec\Drawings\E2 AC LIGHTS REPLACEMENT BASE



No.	Revision	By	Date
CITY OF WICHITA, KANSAS			
WSU WATER TOWER			
WATER TOWER REHABILITATION			
PEC		PROFESSIONAL ENGINEERING CONSULTANTS, P.A. 303 SOUTH TOPEKA WICHITA, KS 67202 316-262-2691 www.pec1.com	
Designed by	ABP	Job No.	34-14420-001
Drawn by	RWW	Date	APRIL 2016
			Sht. E2 of 3