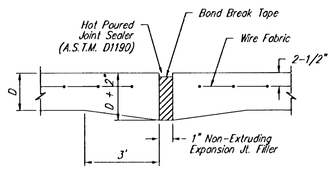

EXPANSION JOINT

NOTE: Extra Thickness to be Subsidiary to Price of Square Yards Pavement

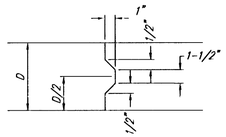

KEYWAY DETAIL

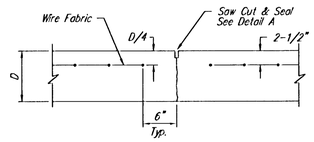

CONTRACTION JOINT DETAIL (C.J.)

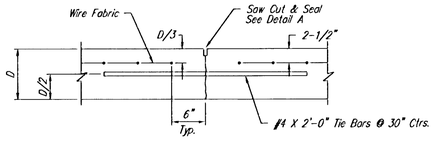

LONGITUDINAL JOINT DETAIL (L.J.)

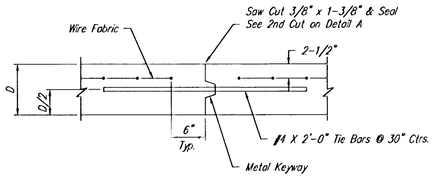

OPTIONAL LONGITUDINAL JOINT DETAIL (L.J.)

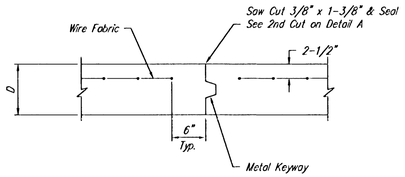

OPTIONAL CONTRACTION JOINT

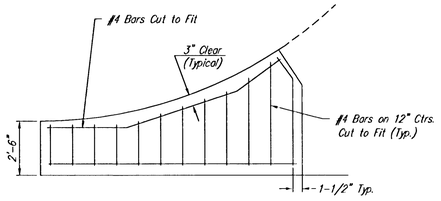

WING REINFORCING DETAIL

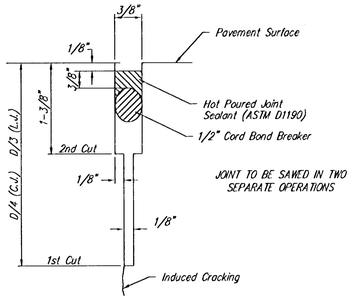

SAW JOINT DETAIL

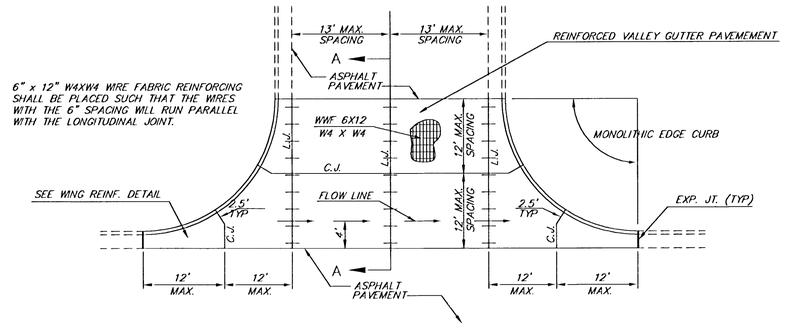

PLAN

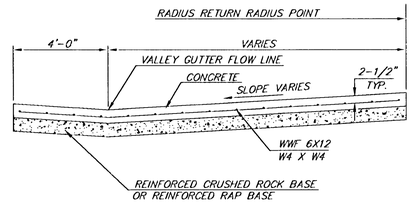

SECTION A–A

REINFORCED VALLEY GUTTER DETAIL

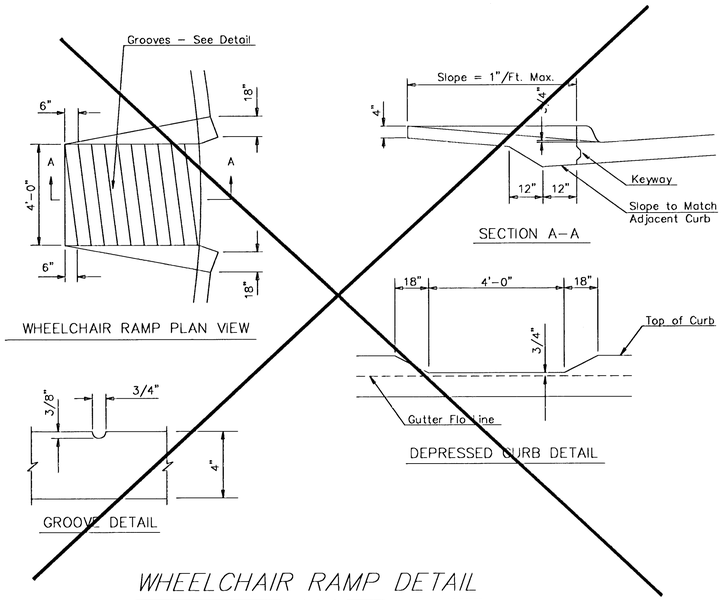

WHEELCHAIR RAMP DETAIL

THE CITY OF WICHITA

CITY ENGINEER'S OFFICE
CITY HALL – SEVENTH FLOOR
455 NORTH MAIN STREET
WICHITA, KANSAS 67202
(316) 268-4501
(316) 268-4114 FAX

VALLEY GUTTER DETAILS
WHEELCHAIR RAMP DETAILS

M. E. LINDEBAK P.E. – CITY ENGINEER

PROJECT NUMBER	INDEX CODE
DATE MAR 96	SHEET 12 OF 82

F:\Proj\5570200031X-SR\dwg\WICHITA-STD\VALYGUT.DWG 08/17/01 11:26:26 AM CDT