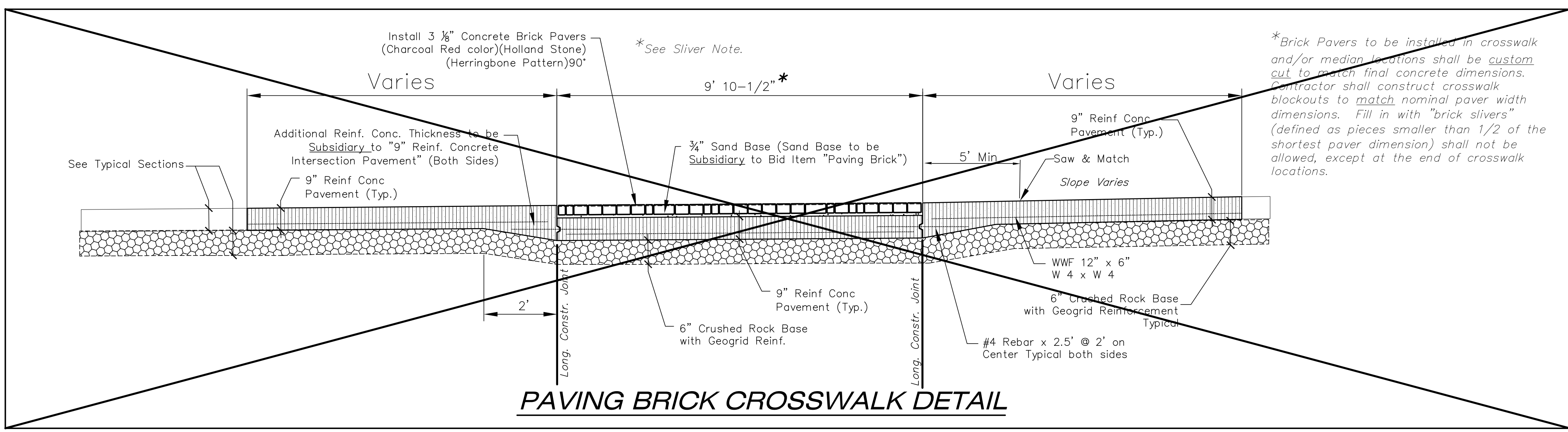
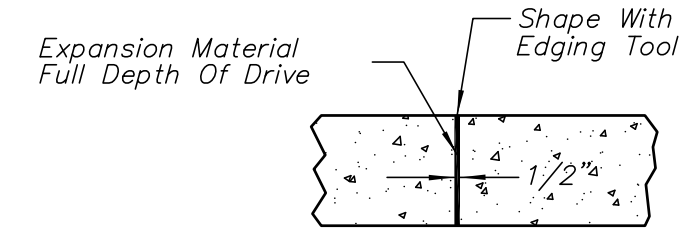
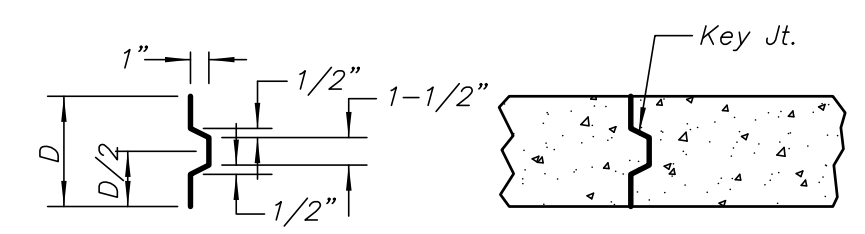
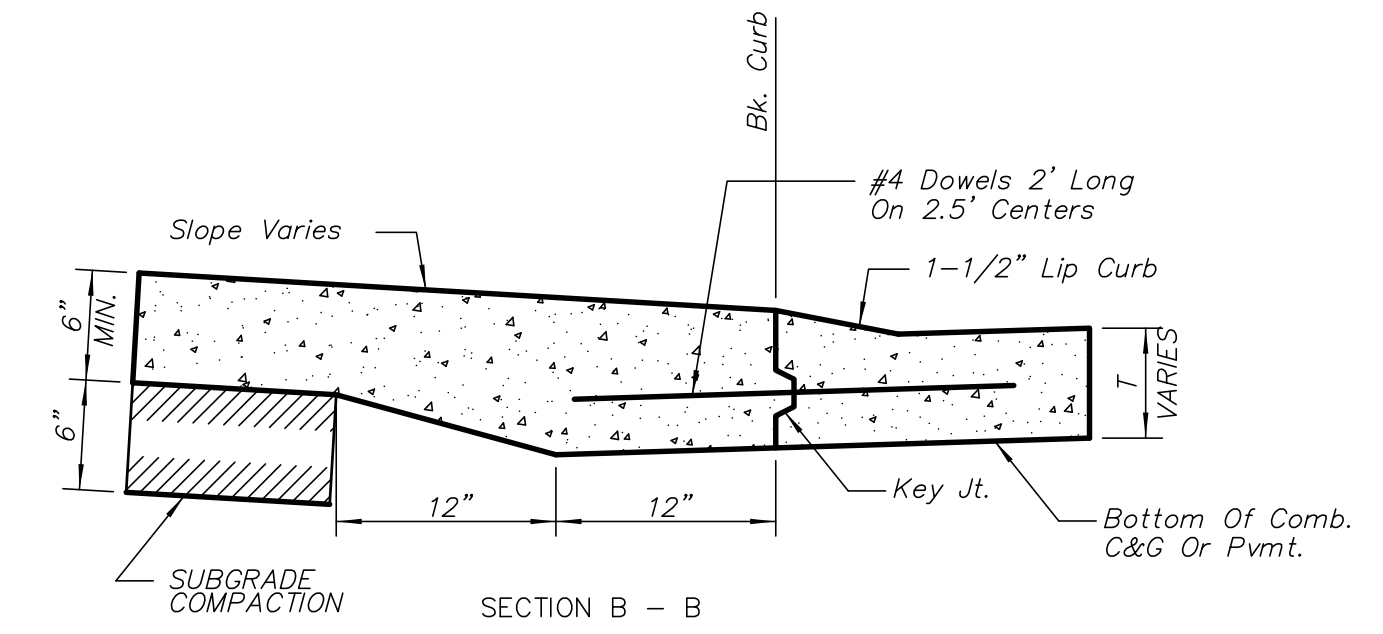


T* = Thickness of curb to adjust with pavement thickness

GENERAL NOTES

- Expansion (isolation) joints shall be constructed a maximum of 300' apart and at all Pls, PCs, cul-de-sac quadrants, and ends of returns.
- Contraction joints shall be constructed a minimum of 12' apart.
- Joint sealer shall be required at all joints on arterial and industrial streets and at intersections on residential streets.



REVISED: OCTOBER 2015		
CURB & GUTTER & PAVING BRICK CROSSWALK DETAILS		
CITY ENGINEER GARY JANZEN, P.E.		
PROJECT NUMBER 472-85228	OCA NUMBER 766342	DATE JUNE 2016
CITY ENGINEER'S OFFICE CITY HALL - SEVENTH FLOOR 435 NORTH MAIN STREET WICHITA, KANSAS 67202-1620 (316) 268-4501		SHEET 8 of 25

11TH STREET WEST
C & G-PAVING BRICK
 CITY OF WICHITA, KANSAS
 GARY JANZEN, P.E. - CITY ENGINEER
 C.O.W. Project #472-85228, OCA #766342

POE & ASSOCIATES, INC.
 CONSULTING ENGINEERS
 544 West Douglas Avenue | Wichita, KS 67203
 Phone 316/685-4114 | FAX 316/685-4444

PE

Professional Engineer
 18137
 Gary Janzen
 State of Kansas

No.	Date	By	Approved	Revision

Sheet of 25
 PV-101