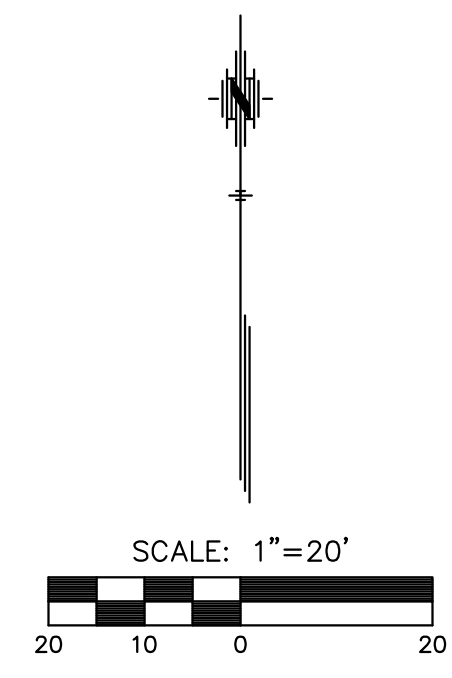


GENERAL NOTES

1. Conduit shall be jacked or bored under existing pavement and under new pavement that has been placed prior to conduit installation.
2. Placement of Service/Junction Boxes, Conduit Runs and Controller are typical and may be adjusted as directed by the Engineer to facilitate installation.
3. The Contractor shall contact utility companies which may be affected by the installation of Traffic Signalization prior to any construction.
4. Exact Video Detection Camera locations to be at the direction of the Manufacturer's Representative. Video Camera cable terminations, camera fine tuning, system setup, and programming will be performed by the supplier with the assistance of the contractor.
5. The Contractor shall install and operate a Temporary Traffic Signal at the intersection. The Contractor shall prepare plans for Temporary Traffic Signals in consultation with the Traffic Engineer and in conformance with the Contractor's Traffic Control Plan. Notify City of Wichita Traffic Maintenance 7-days prior to signal turn-on.
6. See Signal Pole Details for additional Traffic Signal Structures requirement.
7. See Pavement Marking Plan for pavement marking lay-out.
8. New signal shall utilize existing signal timings. Contractor shall coordinate with Lee Carmichael, Wichita Assistant Traffic Engineer at 268-4501.

PAWNEE AVE. & NB I-135 OFF RAMP DETECTION ZONES			
CAMERA NO.	ZONE NO.	SIZES (W x L)	MOVEMENT CALLED
12	4-1a, 4-1b, 4-1c	6 x 6	6
12	4-2a, 4-2b, 4-2c	6 x 6	6
12	4-3a, 4-3b, 4-3c	6 x 6	6
13	4-4	12 x 6	4
13	4-5	9 x 6	4
13	4-6	9 x 6	4
14	4-7a, 4-7b	6 x 6	2
14	4-8a, 4-8b	6 x 6	2
14	4-9a, 4-9b	6 x 6	2



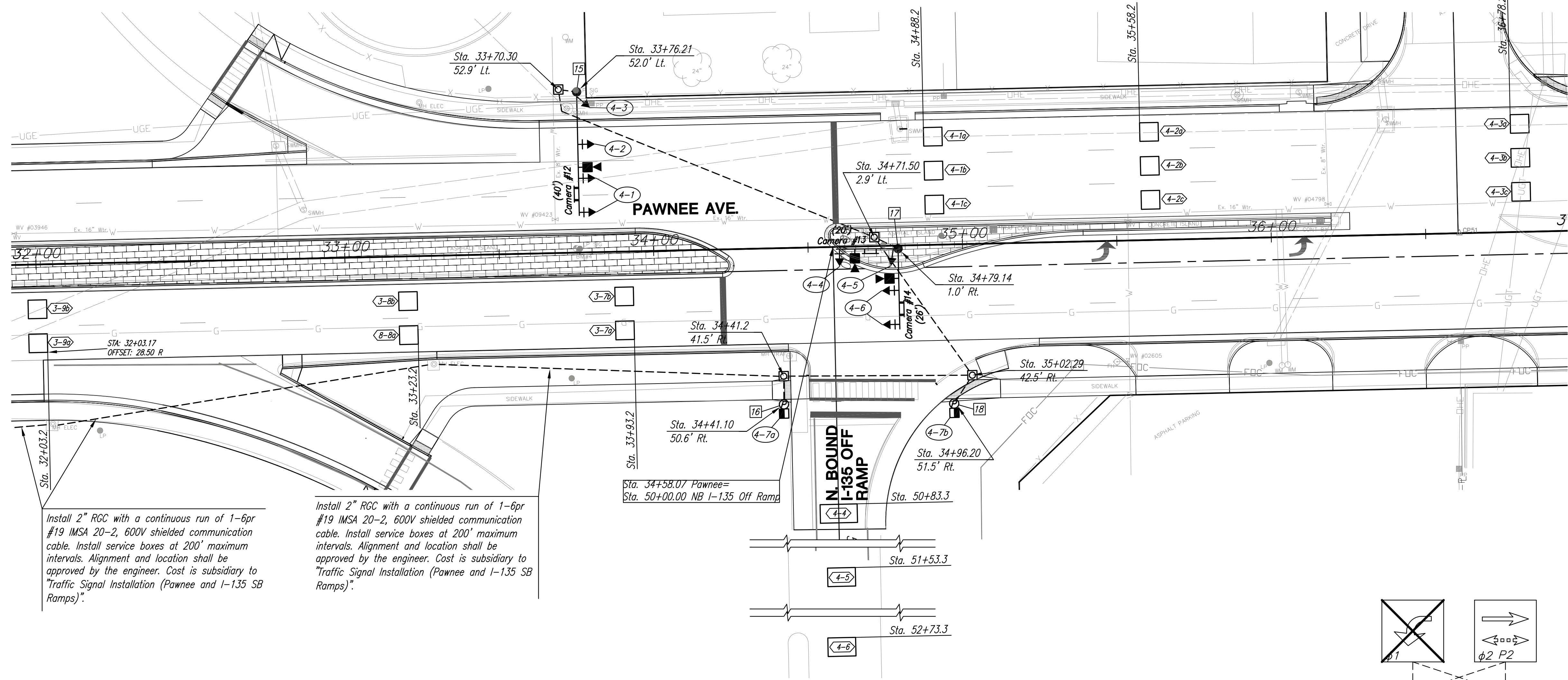
STATE	PROJECT NO.	YEAR	SHEET NO.	TOTAL SHEETS
KANSAS	87 N-0597-01	2016	121	191

LEGEND

- Steel Traffic Signal Pole (Joint use)
- Steel Traffic Signal Pole (Std. Pole)
- ⊕ Steel Traffic Signal Pole (Pedestal)
- ⊕ Traffic Signal Indication (Type A) w/Backplate
- ⊕ Traffic Signal Indication (Type I) w/Backplate
- ⊕ Mast Arm Suspended Traffic Signal
- Video Detection Camera
- Service Box
- Pedestrian Indication
- Vehicle Detection Zone
- ⊕ Detector Number
- Rigid Galvanized Conduit (RGC)
- ⊕ Overhead Street Name Sign
- ⊕ Overhead Sign R10-12 (Lt. Turn Yield on Green)
- ⊕ Wind Damper
- PP Power Pole
- ⊕ Meter Box and Power Disconnect
- ⊕ Controller and Pad



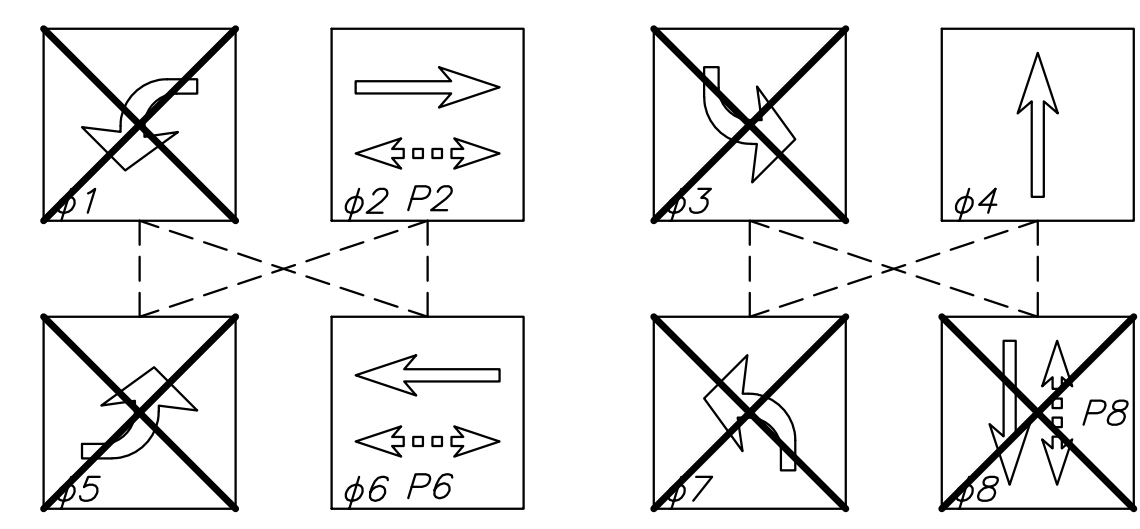
**STREET IMPROVEMENTS FOR:
 PAWNEE AVENUE
 FROM HYDRAULIC TO POPLAR
 WICHITA, KANSAS**



Install 2" RGC with a continuous run of 1-6pr #19 IMSA 20-2, 600V shielded communication cable. Install service boxes at 200' maximum intervals. Alignment and location shall be approved by the engineer. Cost is subsidiary to "Traffic Signal Installation (Pawnee and I-135 SB Ramps)".

Install 2" RGC with a continuous run of 1-6pr #19 IMSA 20-2, 600V shielded communication cable. Install service boxes at 200' maximum intervals. Alignment and location shall be approved by the engineer. Cost is subsidiary to "Traffic Signal Installation (Pawnee and I-135 SB Ramps)".

Sta. 34+58.07 Pawnee=
Sta. 50+00.00 NB I-135 Off Ramp



PAWNEE NB I-135 OFF RAMP
SIGNAL PHASING

©2013 MKEC Engineering All Rights Reserved www.mkec.com These drawings and their contents, including, but not limited to, all concepts, designs, & ideas are the exclusive property of MKEC Engineering (MKEC), and may not be used or reproduced in any way without the express consent of MKEC.

PAWNEE AVE. AND NB I-135 RAMPS SIGNAL PLAN

PROJECT NO.	87 N-0597-01	
DATE	DATE	
SCALE	1"=20'	
DESIGNED	DRAWN	CHECKED
JRA	JSB	JRA
NO.	REVISION	DATE