STATE	PROJECT NO.	YEAR	SHEET NO.	TOTAL SHEETS
KANSAS	87 N-0597-01	2016	53	191

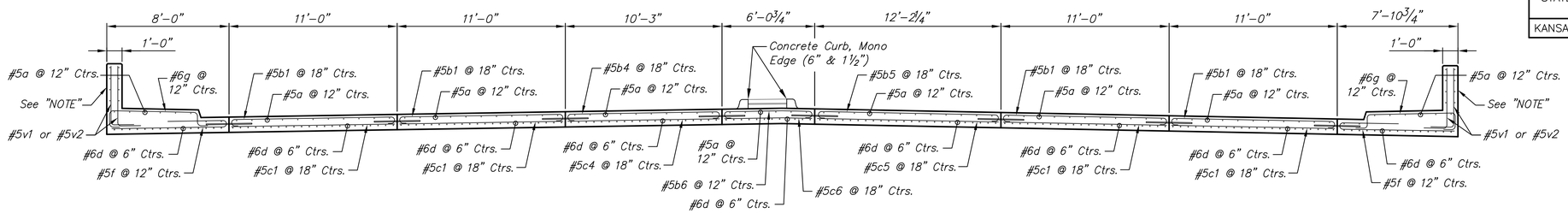

TYPICAL SECTION
BRIDGE APPROACH SLAB

(Looking Forward Station)

NOTE:
Refer to "Transition Rail Elevation" for detailed typical reinforcing.

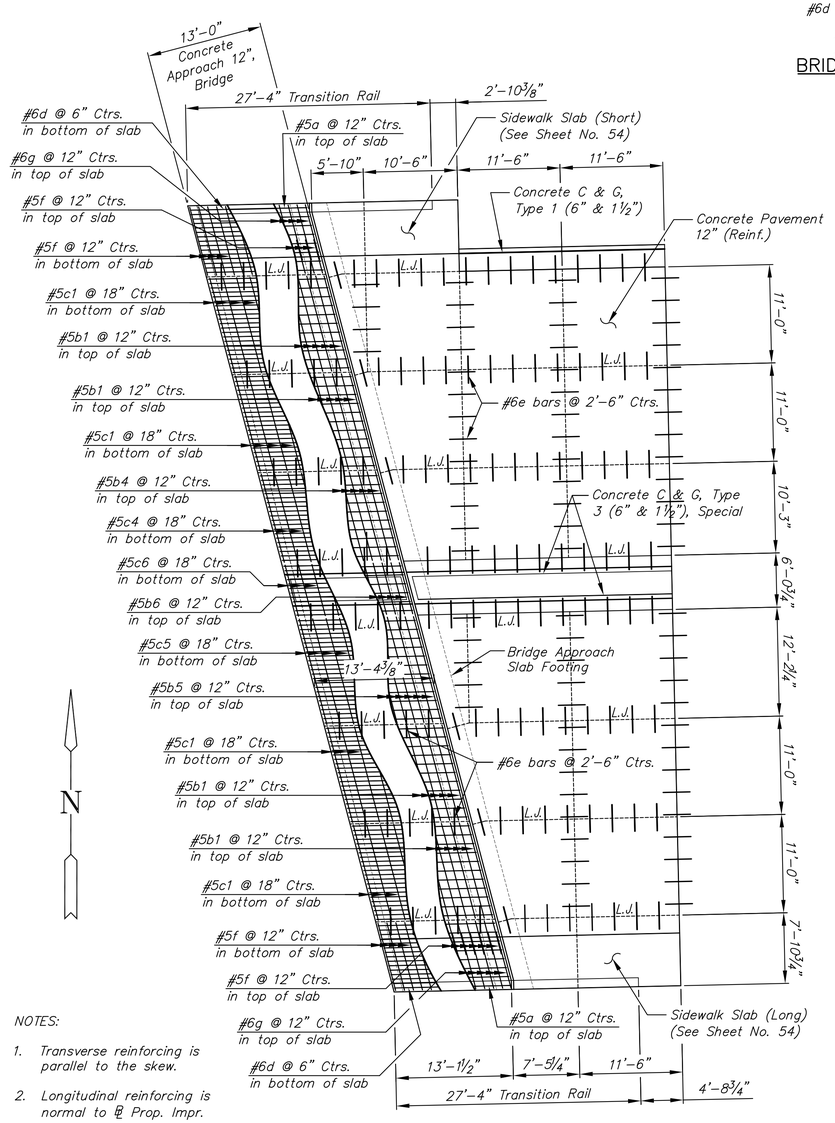

NOTES:

1. Transverse reinforcing is parallel to the skew.
2. Longitudinal reinforcing is normal to ℄ Prop. Impr.
3. Reinforcing for 11' slab sections is typical.

EAST APPROACH SLAB PLAN

(See Sheet No. 48 for spot elevations)

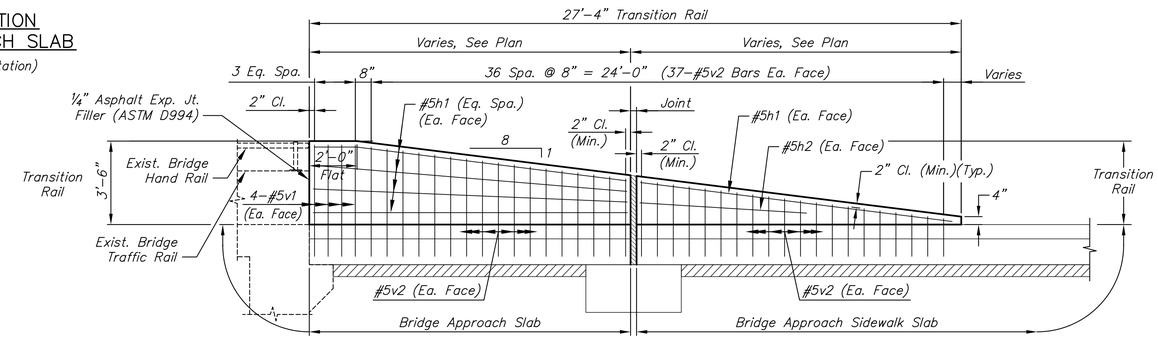

TRANSITION RAIL ELEVATION

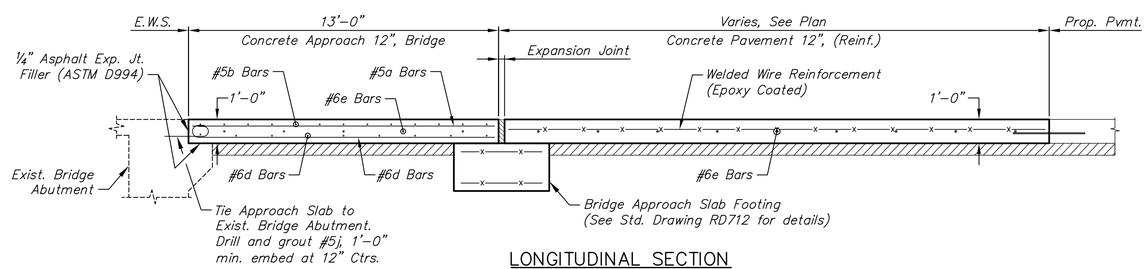

LONGITUDINAL SECTION

(Shown perpendicular to Bridge E.W.S.)
(For Expansion Joint width and details see Sh. 58)

GENERAL NOTES

1. Bridge Approach Slab shall be paid for as sq. yds of "Concrete Approach 12", Bridge" and includes all work and materials required to construct the approach slab as shown on this sheet.
2. Transition Rail shall be paid for as lineal feet of "Concrete Safety Barrier, Special".
3. Formed joints shall be edged with 1/4" radius tool for length of joint.
4. Clearance from the face of concrete for all reinforcing steel, unless noted, shall be 2".
5. All casting to existing concrete, if cast previously, shall be brush blasted and power washed prior to casting concrete.
6. All reinforcing steel shall be epoxy coated. All epoxy coating damaged or removed through cutting shall be replaced as required by Specifications.
7. Standard reinforcing bar hooks in accordance with the latest ACI specifications shall be used throughout.
8. All work and materials required for installation of expansion joints shall be subsidiary to the bid item "Concrete Approach 12", Bridge".
9. At the Contractor's option #4x3'-0" tie bars @ 15" centers may be substituted for the #6 e-bars at 2'-6" centers.
10. Skew Angle to match existing bridge E.W.S.

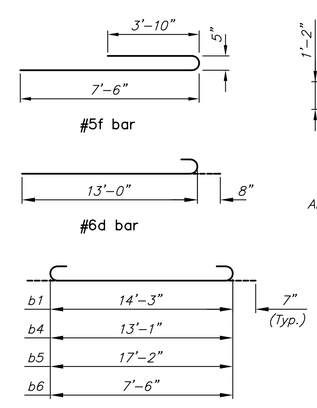

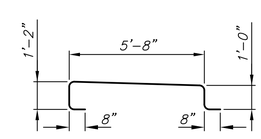

BENDING DIAGRAMS
All dimensions are out to out unless otherwise noted.

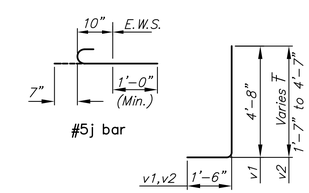

BILL OF MATERIALS (EAST APPROACH ONLY)
Bar Schedule

△ See Bending Diagram — * Average Length

Bar	a	△ b1	△ b4	△ b5	△ b6	c1	c4	c5	c6
No.	88	56	14	14	14	40	10	10	10
Size	#5	#5	#5	#5	#5	#5	#5	#5	#5
Length	13'-0"	12'-1"	11'-4"	13'-4"	7'-0"	10'-11"	10'-2"	12'-2"	5'-10"
Bar	△ d	e	△ f	△ g	h1	h2	△ j	△ v1	△ v2 ∓
No.	174	207	28	28	20	4	89	16	148
Size	#6	#6	#5	#6	#5	#5	#5	#5	#5
Length	13'-8"	3'-0"	11'-9"	9'-2"	13'-2"	7'-0"	2'-6"	6'-2"	4'-7"*

MKEC
Wichita, KS • 316-684-9600

STREET IMPROVEMENTS FOR:
PAWNEE AVENUE FROM HYDRAULIC TO POPLAR
WICHITA, KANSAS

©2013 MKEC Engineering All Rights Reserved www.mkec.com These drawings and their contents, including, but not limited to, all concepts, designs, & ideas are the exclusive property of MKEC Engineering (MKEC), and may not be used or reproduced in any way without the express consent of MKEC.

BRIDGE EAST APPROACH SLAB DETAILS

PROJECT NO.	87 N-0597-01
DATE	DATE
SCALE	NO SCALE

DESIGNED	DRAWN	CHECKED
KJS	DMU	JRA

NO.	REVISION	DATE

SHEET NO.
53 OF 191

PLOTTED: Monday, May 09, 2016 @ 01:01PM
J:\CIVIL\0574\DWG\PAV\0574SAPPEAST.DWG