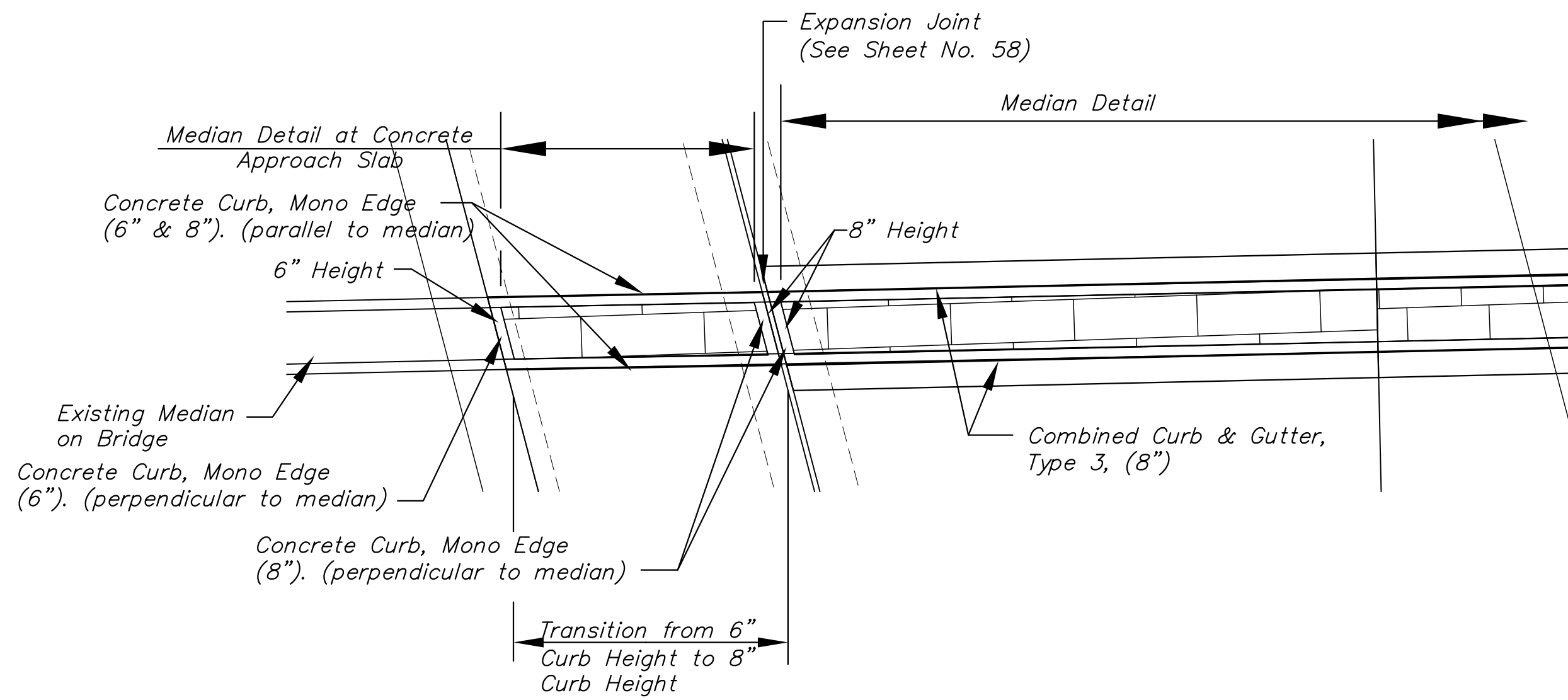
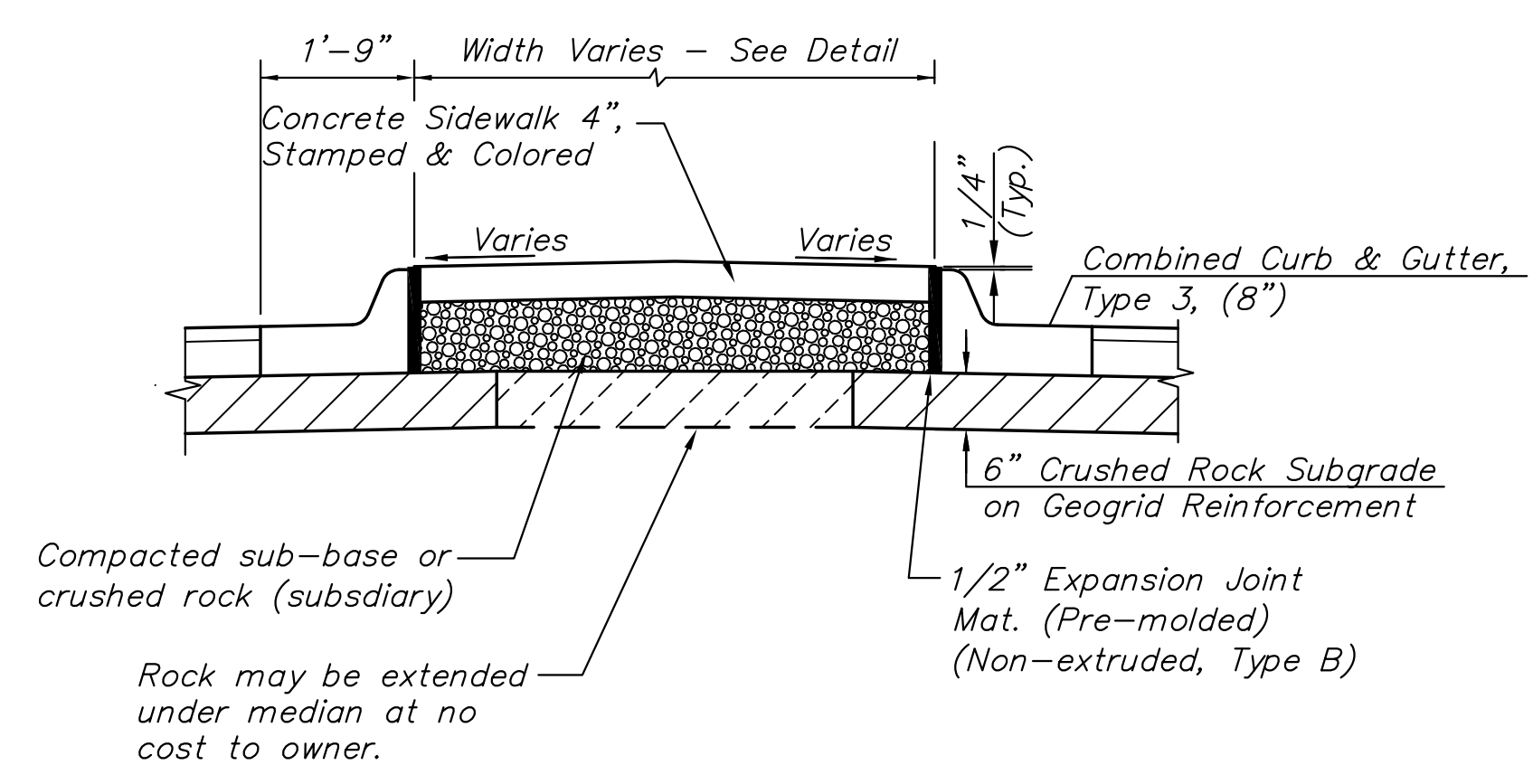


STATE	PROJECT NO.	YEAR	SHEET NO.	TOTAL SHEETS
KANSAS	87 N-0597-01	2016	66	191

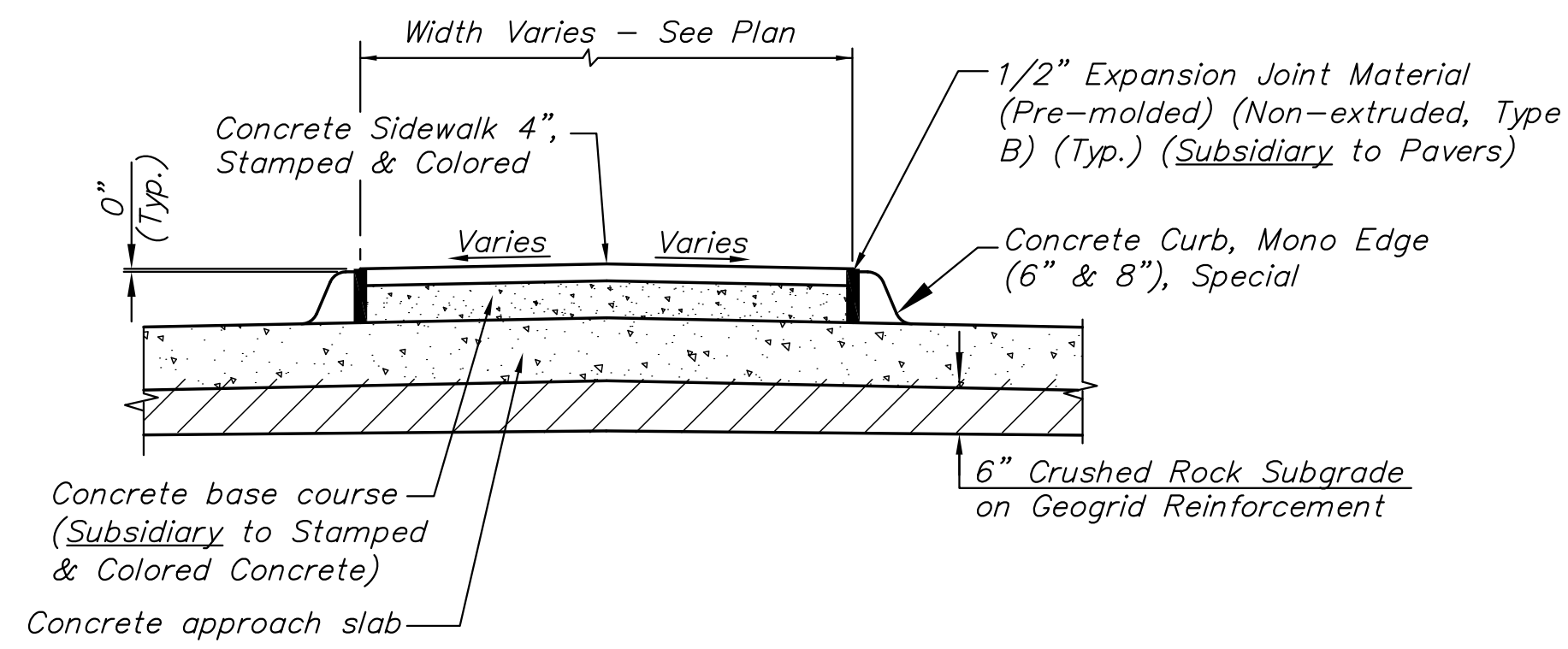


MEDIAN PLAN AT BRIDGE APPROACH SLAB EAST

MEDIAN NOSE DIMENSIONS/LOCATIONS						
STATION	OFFSET	WIDTH AT STATION LOCATION "X"	WIDTH AT SECTION B-B "Y"	LENGTH		HEIGHT
				(LT EDGE)	(RT EDGE)	
PAWNEE						
24+50.51	Ø	12.00'	12.00'	6.00'	6.00'	8"
29+12.76	4.79' Rt	3.53'	3.53'	6.00'	6.84'	6"
32+78.69	36.14' Rt	2.50'	6.00'	6.00'	6.00'	6"
32+88.34	35.94' Lt	2.50'	6.00'	6.00'	6.00'	6"
36+25.51	4.75' Lt	5.50'	5.50'	6.00'	6.00'	8"
36+99.65	0.75' Rt	16.50'	16.50'	6.00'	6.00'	8"
38+18.43	Ø	12.00'	12.25'	6.00'	6.00'	8"
HYDRAULIC						
55+54.77	4.39' Lt	10.22'	9.98'	6.00'	6.00'	8"
56+88.45	3.50' Lt	30.24'	28.08'	13.09'	11.12'	8"

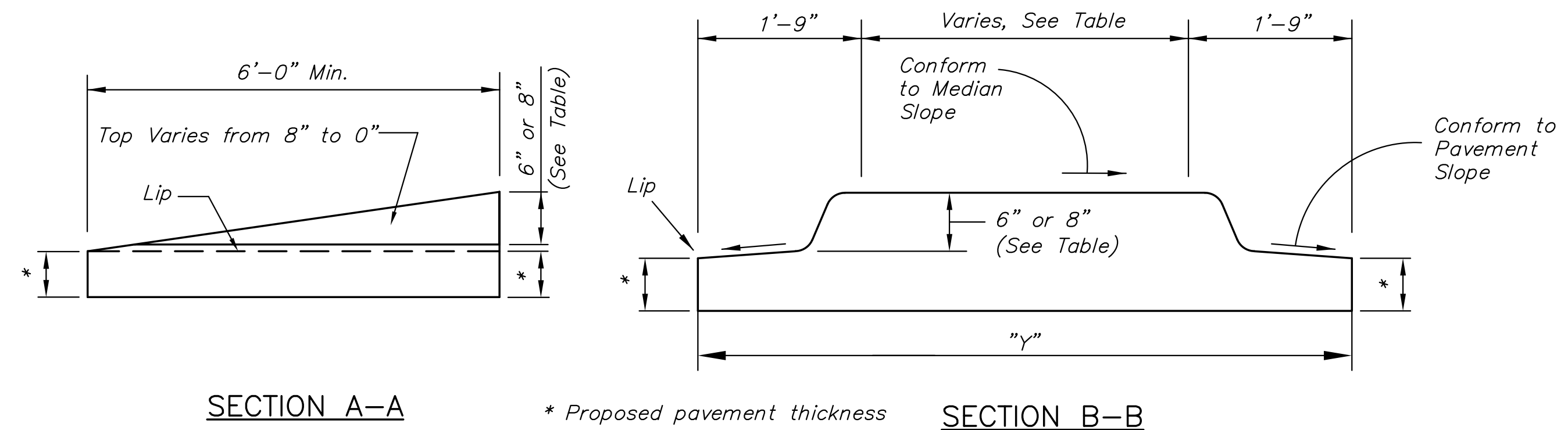


MEDIAN DETAIL W/ STAMPED CONCRETE



MEDIAN DETAIL AT CONCRETE APPROACH SLAB

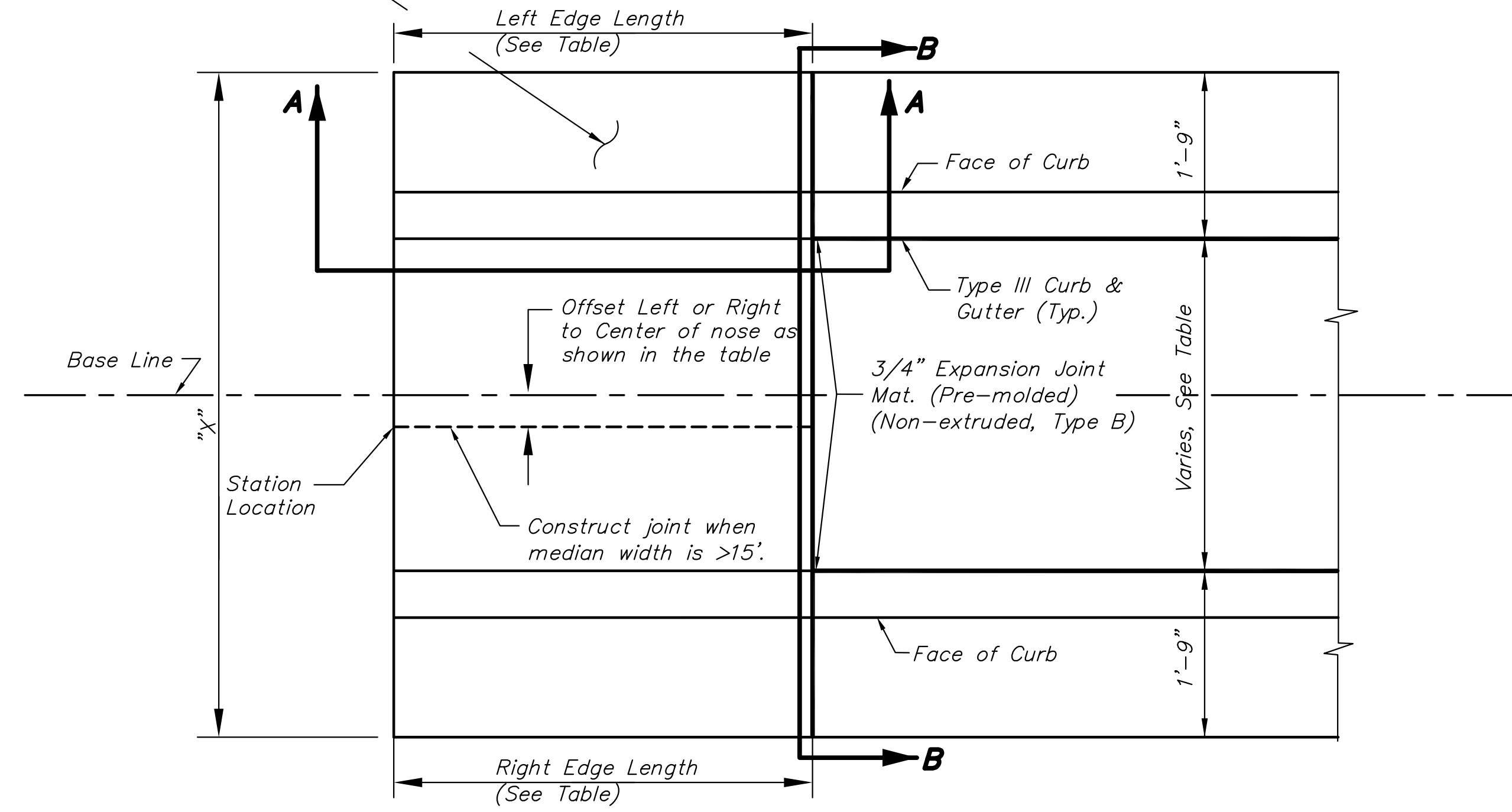
- Stamped Colored Concrete Pavement Notes:**
1. Stamped colored concrete pavement shall be brickform system or approved equal.
 2. Brickform system available from RAFCO Products, 11061 Jersey Blvd. Rancho Cucamonga, CA 91730, TEL: 1-800-483-9628.
 3. Stamped Concrete Specifications are as follows:
 Pattern: Running Bond (Longitudinal)
 Color: Cocoa
 4. Contractor to submit color options for approval prior to construction.



SECTION A-A

SECTION B-B

Conform to Std. Type III Curb & Gutter Shape (Typ.)



CONCRETE MEDIAN NOSE DETAILS

STREET IMPROVEMENTS FOR:
PAWNEE AVENUE
FROM HYDRAULIC TO POPLAR
 WICHITA, KANSAS

©2013 MKEC Engineering All Rights Reserved
 These drawings and their contents, including, but not limited to, all concepts, designs, & ideas are the exclusive property of MKEC Engineering (MKEC), and may not be used or reproduced in any way without the express consent of MKEC.

MEDIAN DETAILS	
PROJECT NO.	87 N-0597-01
DATE	DATE
SCALE	NO SCALE
DESIGNED	DRAWN
JRA	JSB
CHECKED	JRA
NO.	REVISION
DATE	
SHEET NO.	
66 OF 191	