STATE	PROJECT NO.	YEAR	SHEET NO.	TOTAL SHEETS
KANSAS	87 N-0597-01	2016	94	191

MKEC
Wichita, KS • 316-684-9600

Sta. 10+05.57, Line 3=
St. Sta. 7+91.3, 32.0 Lt.
To
Sta. 10+07.07, Line 3=
St. Sta. 7+92.3, 32' Lt.
2–16" DIMJ 45° Bends
2.15' of 16" DICL Pipe

Sta. 10+27.07, Line 3=
St. Sta. 8+12.3, 32.0 Lt.
To
Sta. 10+28.57, Line 3=
St. Sta. 8+13.3, 32.0 Lt.
2–16" DIMJ 45° Bends
2.15' of 16" DICL Pipe

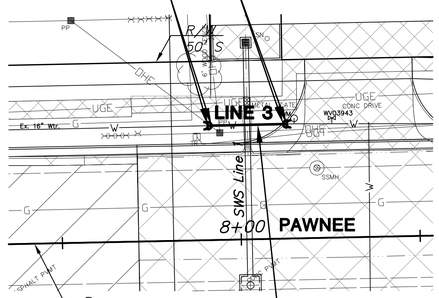

20.00' of 16" Pipe

SCALE: 1"=20'
20 10 0 20

PLAN LINE 3

Sta. 10+13.38, Line 4=
St. Sta. 10+83.9, 36.4' Lt.
1–16" DIMJ 45° Bend

Sta. 10+00.0, Line 4=
St. Sta. 10+74.2, 27.1' Lt.
1–16" DIMJ 45° Bend

Sta. 10+56.38, Line 4=
St. Sta. 11+26.8, 35.5' Lt.
1–16" DIMJ 45° Bend

Sta. 10+69.76, Line 4=
St. Sta. 11+36.11, 25.8' Lt.
1–16" DIMJ 45° Bend

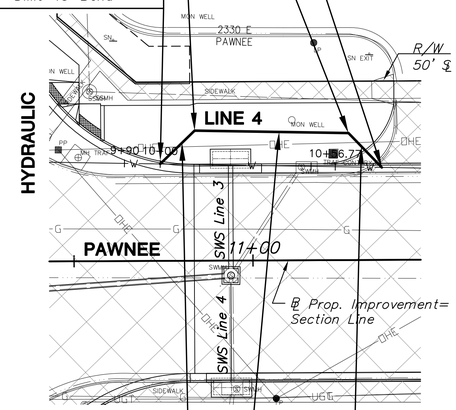

13.38' of 16" Pipe

43.0' of 16" Pipe

13.38' of 16" Pipe

SCALE: 1"=20'
20 10 0 20

PLAN LINE 4

Sta. 10+00, Line 5=
St. Sta. 23+88.3, 9.4' Lt.
1–8"x16" Tapping Sleeve & Valve
to Be Furnished & Installed By
C.O.W. Water Dept.
Valve Box El.=1284.0

Sta. 10+55, Line 5=
St. Sta. 23+88.1, 64.4' Lt.
1–2" Blowoff Assy.

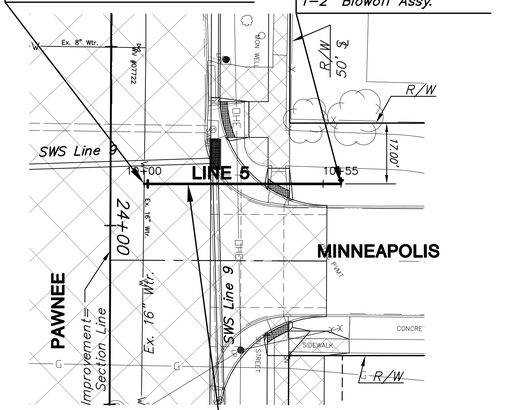

55.00' of 8" Pipe

SCALE: 1"=20'
20 10 0 20

PLAN LINE 5

PROFILE LINE 3

Horizontal Scale: 1"=20'
Vertical Scale: 1"=5'

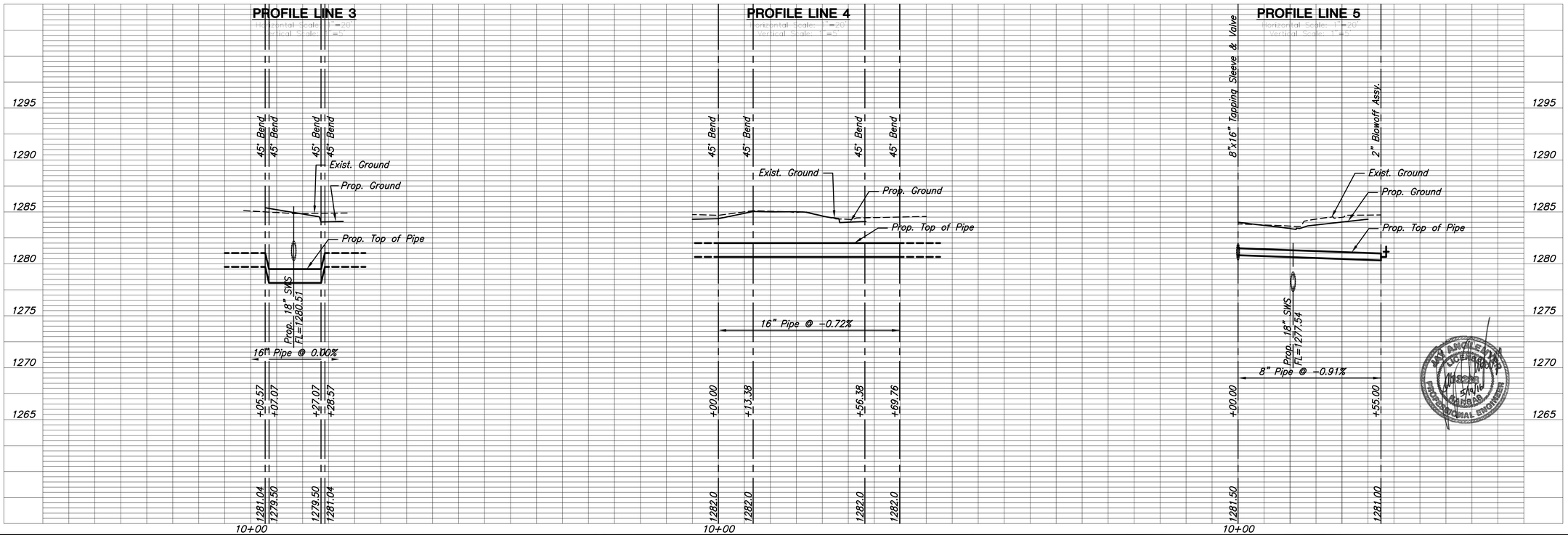

STREET IMPROVEMENTS FOR:
PAWNEE AVENUE FROM HYDRAULIC TO POPLAR
WICHITA, KANSAS

©2013
MKEC Engineering
All Rights Reserved
www.mkec.com
These drawings and their contents, including, but not limited to, all concepts, designs, & ideas are the exclusive property of MKEC Engineering (MKEC), and may not be used or reproduced in any way without the express consent of MKEC.

WATER LINE 3, LINE 4, AND LINE 5

PROJECT NO.	87 N-0597-01
DATE	5/10/2016
SCALE	1"=20'

DESIGNED	DRAWN	CHECKED
JRA	JSB	JRA

NO.	REVISION	DATE

SHEET NO.
94 OF 191

PLOTTED: Wednesday, June 22, 2016 @ 03:52PM
J:\CIVIL\05745\DWG\WTR\05745_C04.DWG