FHWA REGION NO.	STATE	PROJECT NO.	YEAR	SHEET NO.	TOTAL SHEETS
7	KS	87 N-0194-01	2001	14	43

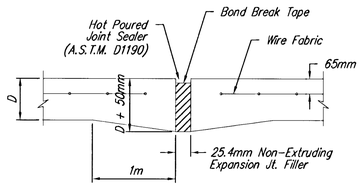

EXPANSION JOINT

NOTE: Extra Thickness to be Subsidiary to Price of Square Yards Pavement

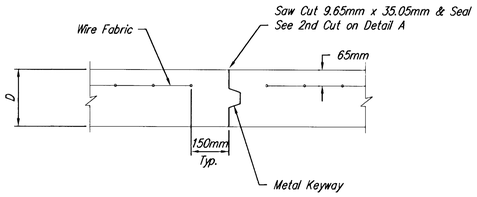

OPTIONAL CONTRACTION JOINT

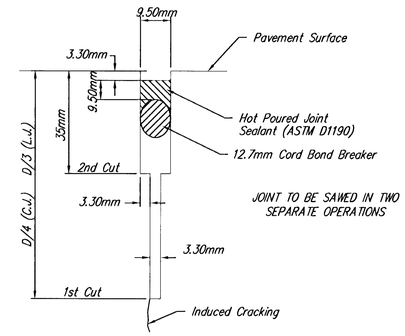

SAW JOINT DETAIL

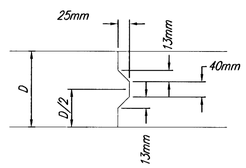

KEYWAY DETAIL

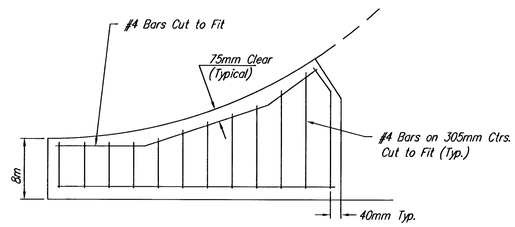

WING REINFORCING DETAIL

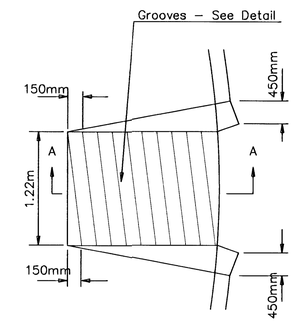

WHEELCHAIR RAMP PLAN VIEW

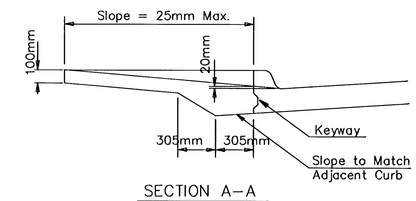

SECTION A–A

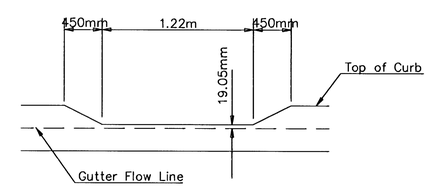

DEPRESSED CURB DETAIL

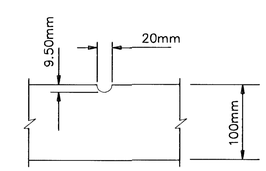

GROOVE DETAIL

WHEELCHAIR RAMP DETAIL

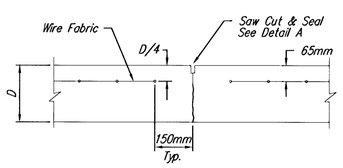

CONTRACTION JOINT DETAIL (C.J.)

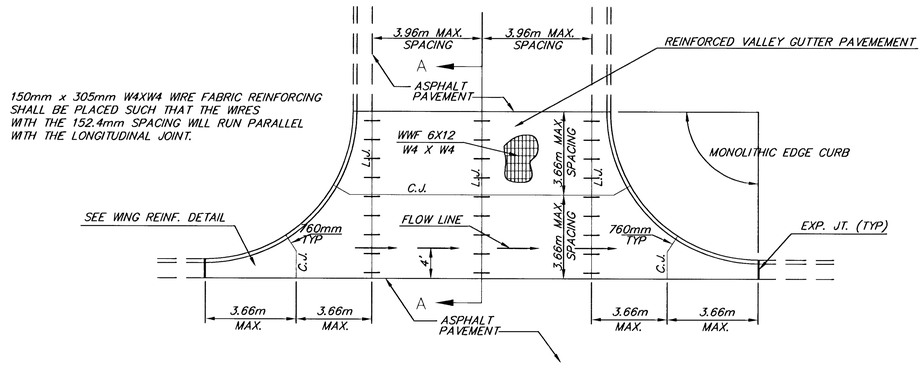

PLAN

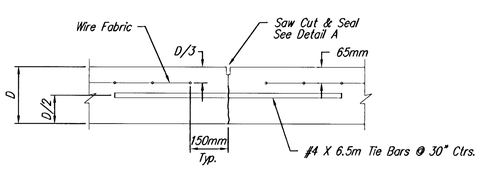

LONGITUDINAL JOINT DETAIL (L.J.)

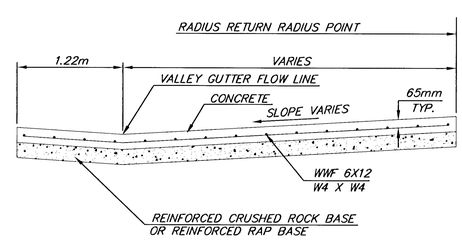

SECTION A–A

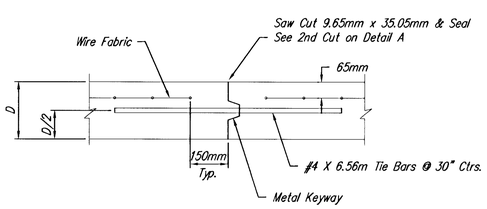

OPTIONAL LONGITUDINAL JOINT DETAIL (L.J.)

REINFORCED VALLEY GUTTER DETAIL

THE CITY OF WICHITA

CITY ENGINEER'S OFFICE
CITY HALL – SEVENTH FLOOR
455 NORTH MAIN STREET
WICHITA, KANSAS 67202
(316) 268-4501
(316) 268-4114 FAX

VALLEY GUTTER DETAILS

WHEELCHAIR RAMP DETAILS

M. E. LINDEBAK P.E. – CITY ENGINEER

PROJECT NUMBER	INDEX CODE
XXX–XXXXX	XXXXXX
DATE MAR 96	SHEET OF

VALYGUT.DWG