| FHWA REGION NO. | STATE | PROJECT NO. | YEAR | SHEET NO. | TOTAL SHEETS |
|---|---|---|---|---|---|
| 7 | KANSAS | 87 N-0230-01 | 2003 | 41 | 73 |

NOTES:

1) Temporary Slope Drain and Temporary Berm may be used on either project foreslopes or project backslopes.
2) Discharge of Slope Drains shall be into stablized ditch or area, or into Sediment Basin.
3) Pipe shall be secured in place as approved by Engineer.

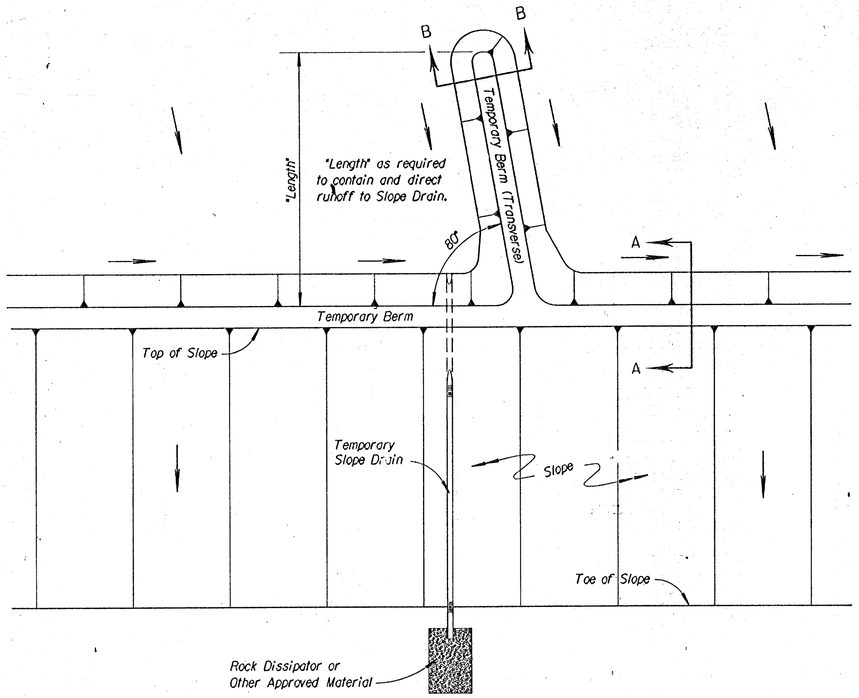


TYPICAL PLAN VIEW OF TEMPORARY BERM AND TEMPORARY SLOPE DRAIN

NO SCALE

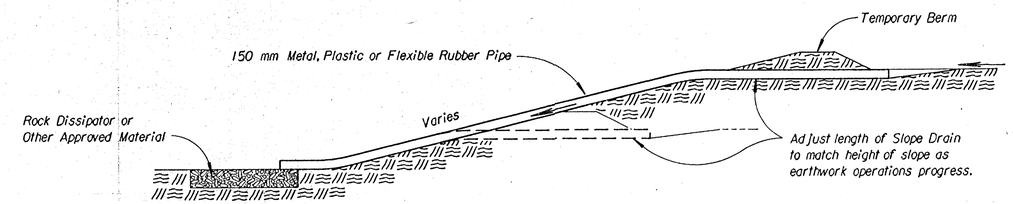


TYPICAL PROFILE OF TEMPORARY SLOPE DRAIN

NO SCALE

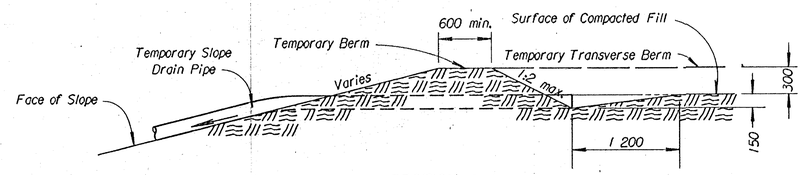


SECTION A-A

NO SCALE

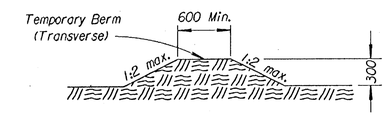


SECTION B-B

NO SCALE

TYPICAL PROFILE OF TEMPORARY BERM

NO SCALE

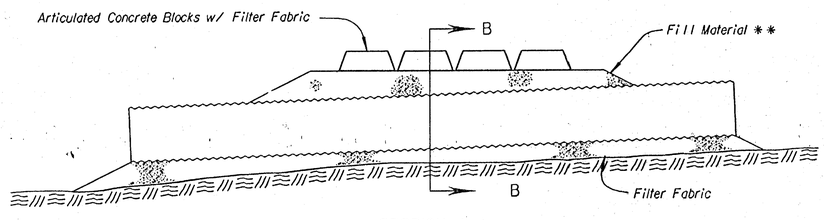


SECTION A-A

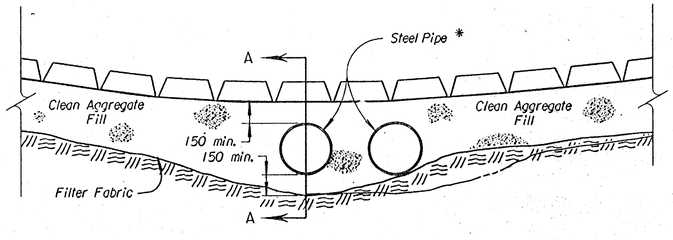


SECTION B-B

* NOTE:
Quantity, length and diameter of steel pipe to be determined by design flow calculations.

TEMPORARY STREAM CROSSING (ARTICULATED CONCRETE BLOCKS)

NO SCALE

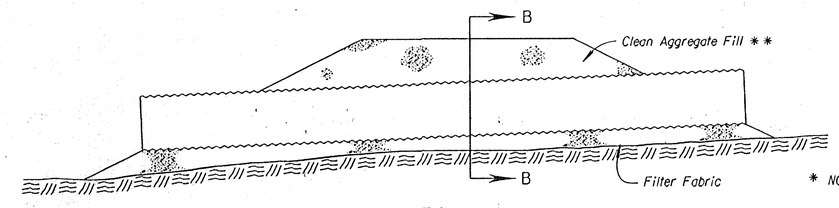


SECTION A-A

* NOTE:
Quantity, length and diameter of steel pipe to be determined by design flow calculations.

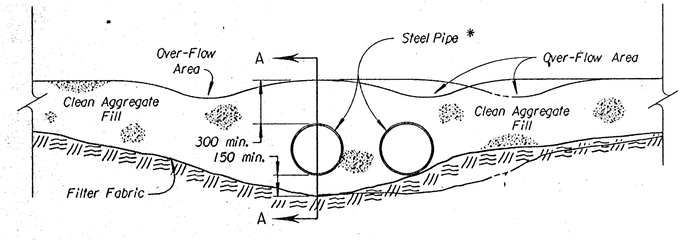


SECTION B-B

TEMPORARY STREAM CROSSING (AGGREGATE)

NO SCALE

| NO. | DATE | REVISIONS | BY | APP'D |
|---|---|---|---|---|
| 3 | | | | |
| 2 | | | | |
| 1 | 5/10/99 | Revised Standard | WCL | RDR |

KANSAS DEPARTMENT OF TRANSPORTATION

TEMPORARY EROSION AND POLLUTION CONTROL
TEMPORARY SLOPE DRAIN
TEMPORARY STREAM CROSSING (AGGREGATE)
TEMP. STREAM CROSS. (ARTC. CONC. BLOCKS)
LA852B SI

| | | | | | | | |
|---|---|---|---|---|---|---|---|
| F.H.W.A. APPROVAL | | | 5/20/99 | APP'D | | Richard D. Ross | |
| DESIGNED | WCL | DETAILED | WCL | QUANTITIES | | TRACED | WCL |
| DESIGN CK. | RDR | DETAIL CK. | RDR | QUAN.CK. | | TRACE CK. | RDR |

Drawn By: untitled
DGN File: $$$$$$$$$$$$$$$$$$$$DGNSPEC$$$$$$$$$$$$$$$$
Plotted: 4/28/2004 View= PLOT 1