FHWA REGION NO.	STATE	PROJECT NO.	YEAR	SHEET NO.	TOTAL SHEETS
7	KANSAS	87 N-0230-01	2003	44	73

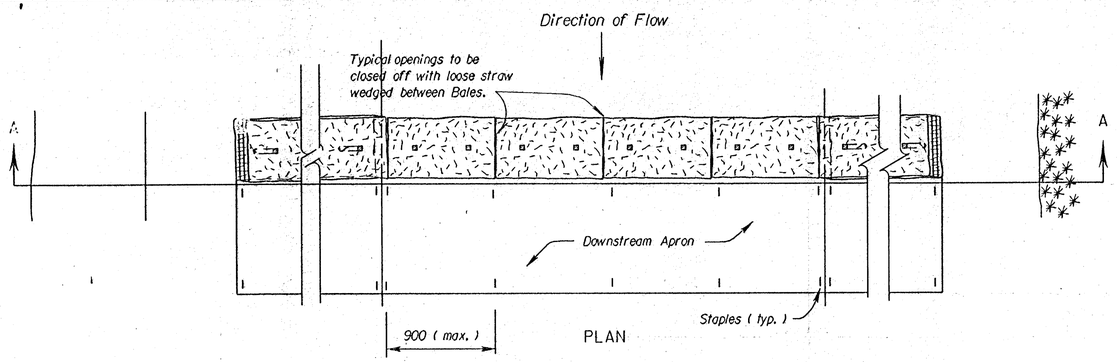

PLAN

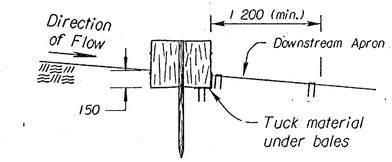

SECTION B-B

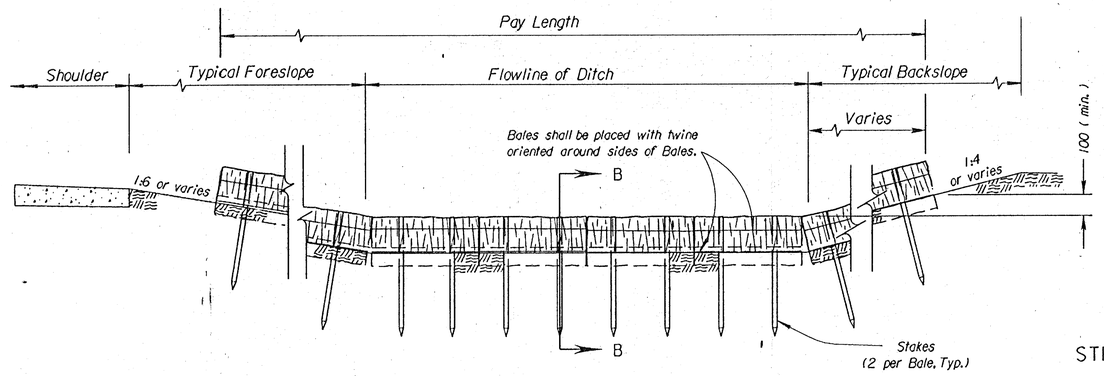

SECTION A-A

STRAW OR HAY BALE DITCH CHECK

NO SCALE

STRAW OR HAY BALE NOTES:

1. Place bales tightly together, with loose straw or hay wedged between bales to close off openings.
2. Wood stakes shall be 50 mm x 50 mm (nom.) x 1 200 mm (min.) long.
3. Use as many bales as necessary to completely block the ditch and to prevent water from flowing around the ends of the ditch check.
4. Use only twine to bind bales. The use of wire binding is prohibited because it does not readily biodegrade.
5. Use silt fence material as the downstream apron to prevent scour below the ditch check.
6. Wire staples shall be 150 mm long by 25 mm wide, minimum.

TEMPORARY DITCH CHECK SPACING	
DITCH ℄ SLOPE (%)	SPACING INTERVAL (METERS)
1.0	61
2.0	30
3.0	20
4.0	15
5.0	12
6.0	10
NOTE: Use this spacing for all except Rock Ditch Checks.	

GENERAL NOTES:

1) The choice of ditch check methods is at the option of the Contractor.
2) Use only rock checks in situations where the ditch slope exceeds 6 percent.
3) Ditch checks damaged by Contractor's negligence, including improper maintenance or lack of maintenance, shall be repaired by Contractor at no extra cost to KDOT.

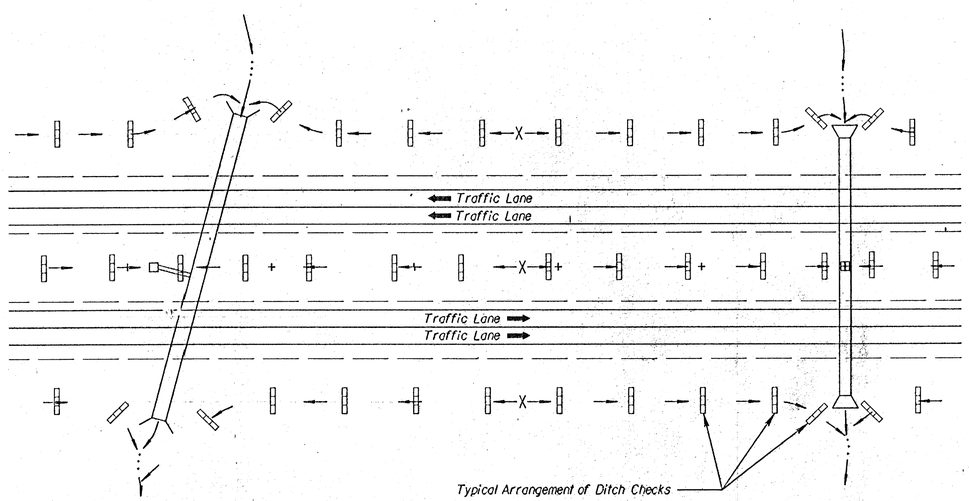

TYPICAL DITCH CHECK LAYOUT PLAN

NO SCALE

NO.	DATE	REVISIONS	BY	APP'D
5				
4				
3				
2				
1	5/10/99	Revised Standard	WCL	RDR

KANSAS DEPARTMENT OF TRANSPORTATION

TEMPORARY EROSION AND POLLUTION CONTROL

STRAW OR HAY BALE DITCH CHECKS

LA852E SI

F.H.W.A. APPROVAL		5/20/99	APP'D		Richard D. Ross
DESIGNED	WCL	DETAILED	WCL	QUANTITIES	TRACED WCL
DESIGN CK.	RDR	DETAIL CK.	RDR	QUAN.CK.	TRACE CK. RDR

Drawn By: unfiled
DGN File: $$$$$$$$$$$$$$$$$$$$DGNSPECS$$$$$$$$$$$$$$
Plotted: 4/28/2004 View= PLOT 1