PROJECT NO.	SHEET NO.	TOTAL SHEETS
472-83676	7	23

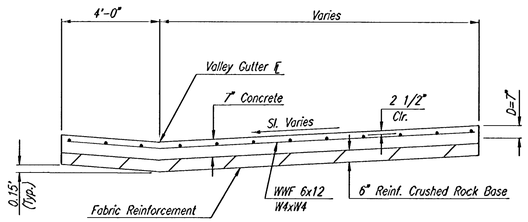

SECTION B-B

NOTE: OMIT REINFORCING MESH AT ALL JOINTS

NOTE: ALL CONCRETE VALLEY GUTTER REINFORCEMENT SHALL BE ADEQUATELY SUPPORTED BY BAR CHAIRS IN THE REQUIRED POSITION UNLESS APPROVED OTHERWISE BY THE ENGINEER.

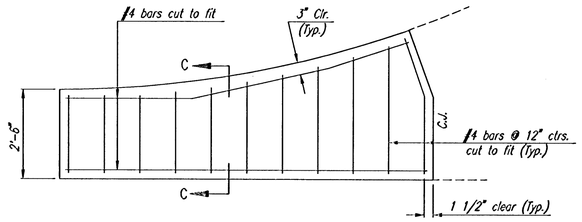

WING REINFORCING DETAIL

NOTE: OMIT WIRE FABRIC REINFORCING IN THIS SECTION.

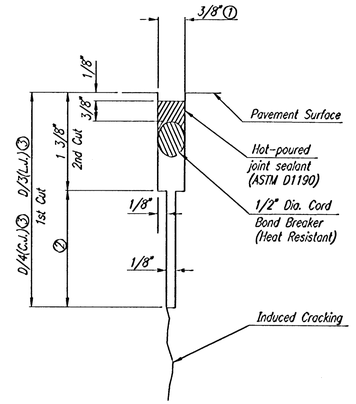

DETAIL A

① To be accomplished in 2 cuts for Longitudinal Joints and Contraction Joints. Initial cut to be 1/8" wide.

② Eliminate bottom of cut when metal keyway is used as part of Longitudinal or Transverse Construction Joint and at Doweled Construction Joint Locations.

③ 1 1/2" Minimum

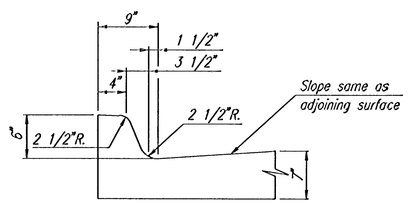

DETAIL B

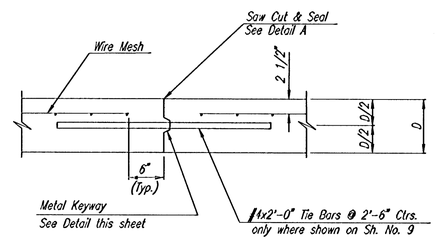

LONGITUDINAL CONSTRUCTION JOINT DETAIL
REINFORCED PAVEMENT
(TRANSVERSE SECTION)
(ALTERNATE L.J.)

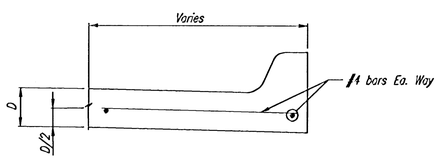

SECTION C-C

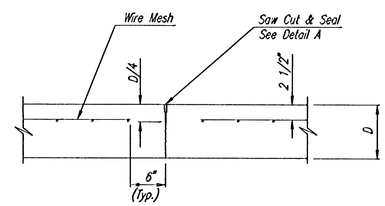

CONTRACTION JOINT DETAIL
REINFORCED PAVEMENT
(C.J.)

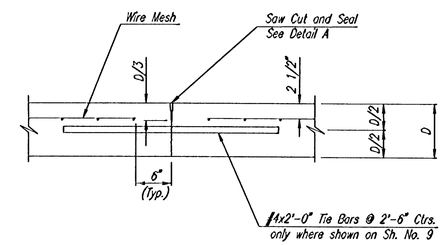

LONGITUDINAL JOINT DETAIL
REINFORCED PAVEMENT
(TRANSVERSE SECTION)
(L.J.)

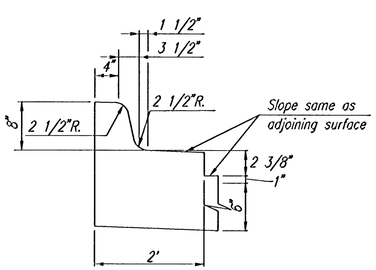

DETAIL C

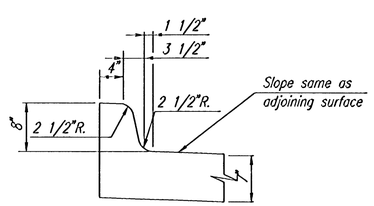

DETAIL D

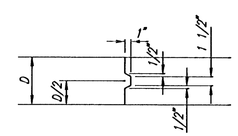

KEYWAY DETAIL

WEBB ROAD SOUTH OF 21ST STREET SOUTH

VALLEY GUTTER DETAILS

Professional Engineering Consultants, P.A.
303 S. TOPEKA • WICHITA, KANSAS 67202
316-262-2691 • FAX 316-262-3003

Designed by	BER	Checked by	
Drawn by	GJR	Date DEC. 2002	Job No. 02621

DSNR: SAD OPER: SAD SCALE: 1=10.00
O:\2002\02621\Streets\standards\VALGUTDL 01-24-2003 03:49:53 pm