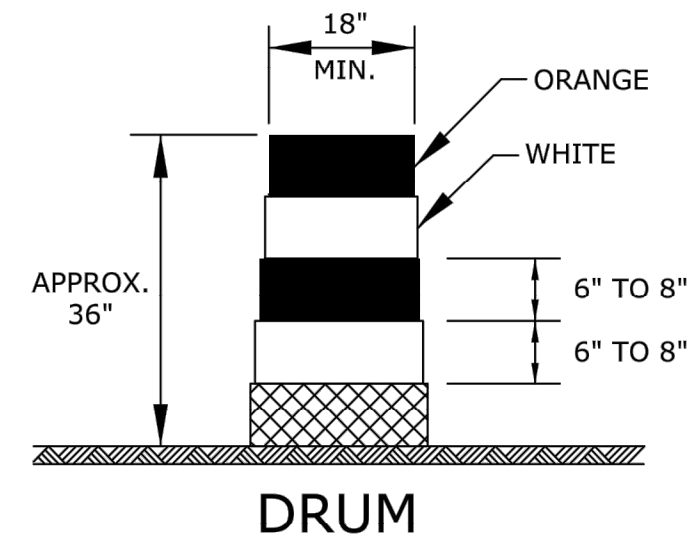
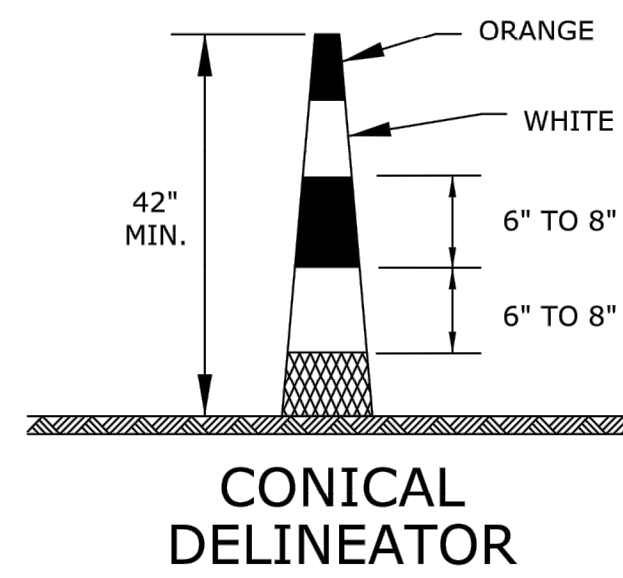


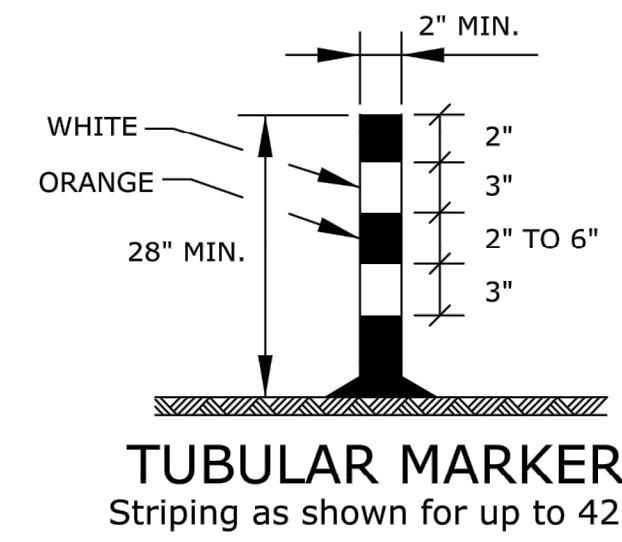
STATE	PROJECT NO.	YEAR	SHEET NO.	TOTAL SHEETS
KANSAS				



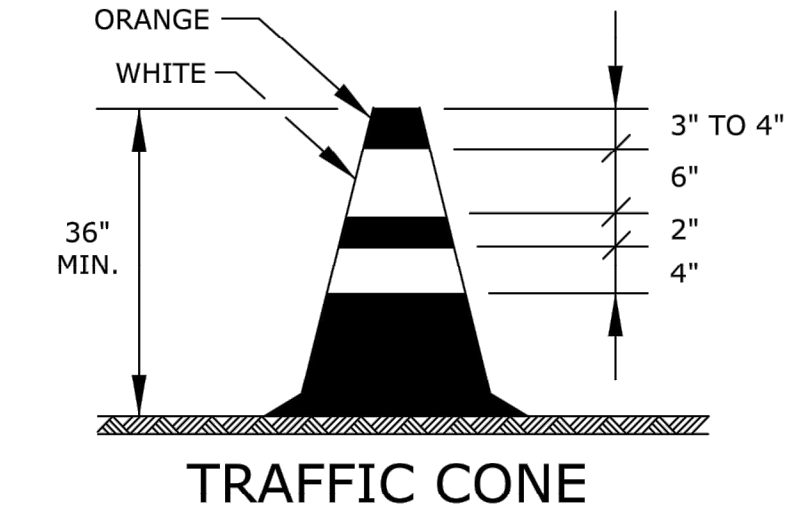
DRUM



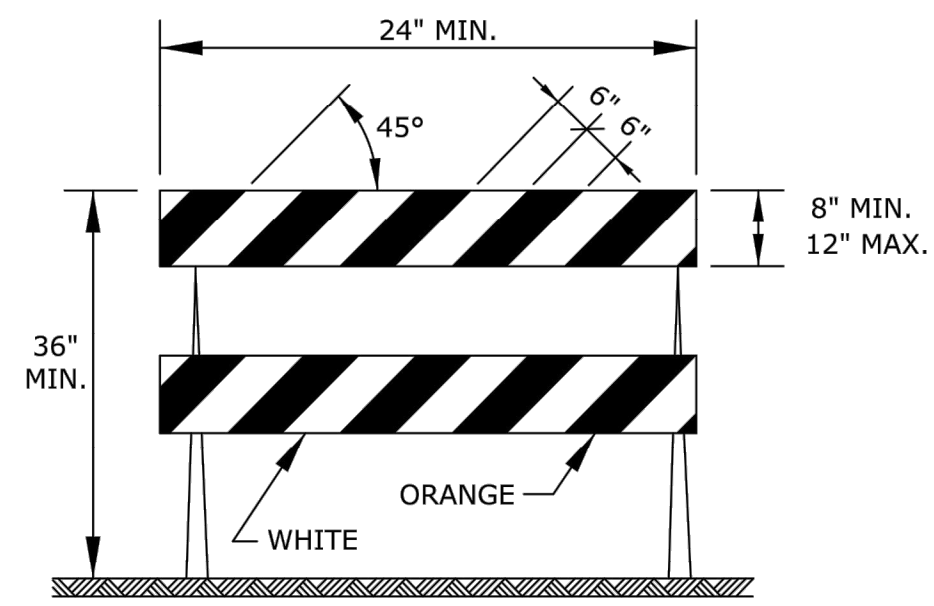
CONICAL DELINEATOR



TUBULAR MARKER
 Striping as shown for up to 42".

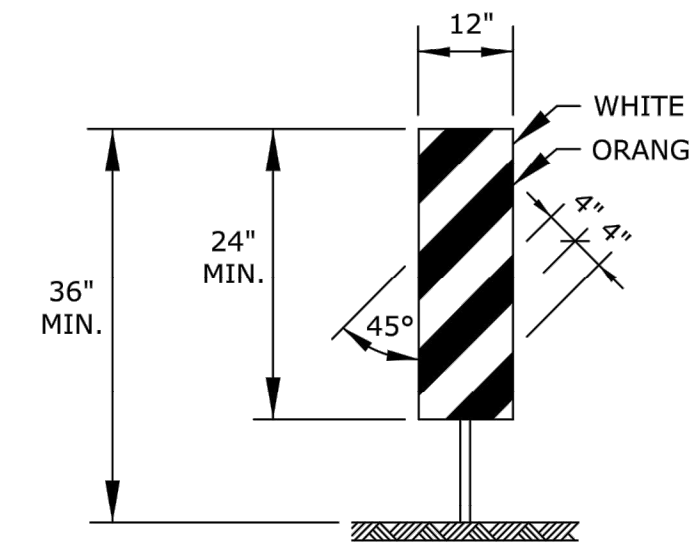


TRAFFIC CONE



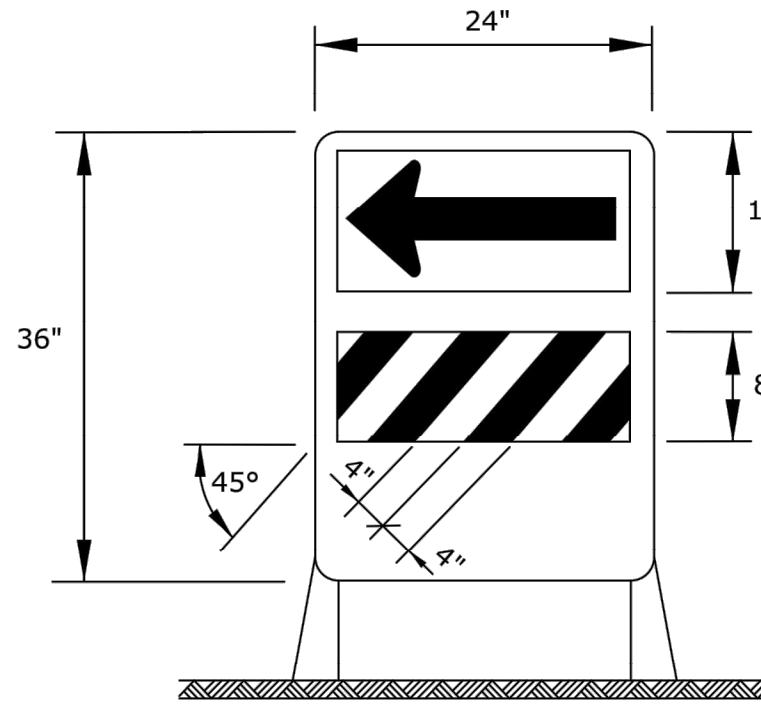
TYPE 2 BARRICADE

For rails less than 36" long, 4" wide stripes may be used. All stripes shall slope downward to the traffic side for channelization.



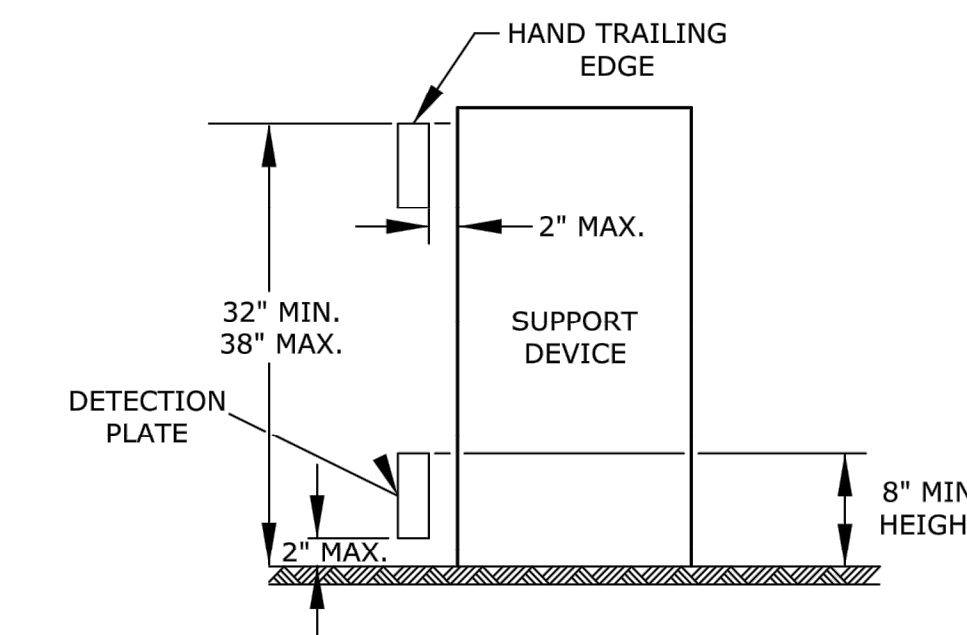
VERTICAL PANEL

The stripes shall slope downward to the traffic side for channelization.



DIRECTION INDICATOR BARRICADE

The stripes shall slope downward in the direction traffic is to pass. The direction indicator barricade shall be used in series to direct the motorist into the intended lane of travel.



PEDESTRIAN CHANNELIZER

1. Support device shall not project beyond the detection plate into the pathway.
2. Hand trailing edges and detection plates are optional for continuous walls.
3. Interconnect pedestrian channelizers to prevent displacement and to provide continuous guidance through or around work.
4. Alternate pathways shall be firm, stable, and slip resistant.
5. Treat height differentials > 1/2" in the surfaces of alternate paths with a firm, stable, and slip resistant temporary ramp having a slope of 12:1 or flatter and having a width equal to the alternate path.
6. Use alternating orange/white on interconnected devices.

ITEM	LOCATION	LOCATION										
		Cross-overs	Shopfly Divisions	Tangents	Tapers	Ramps	Head to Head	Object Identifier	Lead-in Devices	Gores		
PORTABLE	Drums	Yes	Yes	Yes	Yes	Yes	(1)	Yes	Yes	Yes		
	Conical Delineators	Yes	Yes	Yes	Yes	Yes	(1)	Yes	Yes	Yes		
	Vertical Panels	(2)	(2)	(2)	(2)	(2)	(1,2)	YES	(2)	(2)		
	Direction Indicator Barricade	NO	NO	NO	Yes	NO	NO	NO	NO	NO		
	Type 2 Barricade	(2)	(2)	(2)	(2)	NO	NO	Yes	NO	NO		
FIXED	Traffic Cones	NO	NO	(4)	(4)	(4)	NO	(4)	(4)	(4)		
	Tubular Markers	(3)	(3)	(3)	NO	(3)	Yes	NO	Yes	Yes		
	Vertical Panels	(3)	(3)	(3)	(3)	(3)	(3)	Yes	(2,3)	(2)		

- (1) Not allowed on centerline delineation along freeways or expressways.
- (2) The stripes shall slope downward to the traffic side for channelization.
- (3) May be used upon the approval of the engineer.
- (4) Daytime operations only.

3					
2					
1					
NO.	DATE	REVISIONS	BY	APP'D	
KANSAS DEPARTMENT OF TRANSPORTATION					
TRAFFIC CONTROL CHANNELIZING DEVICES					
TE702					
DESIGNED	L.R.	06/01/15	APP'D	Kristina Erickson	
DESIGN CK.	DETAIL CK.	QUANTITIES	TRACED		
		QUAN. CK.	TRACE CK.		

Drawn By: cp
 File: U:\Wichita-Civil\2016\160065\000\Mini-Trans\Drawings\KDOT STANDARDS\IDGN\S\tr702.dgn
 Plotted: 02-AUG-2016 13:48

DOUGLAS AVE.
 STREETSCAPE
 IMPROVEMENTS
 WICHITA, KS

LKArchitecture
 Architecture • Engineering • Planning • Interior Design • Landscape Architecture

LK Architecture Inc. ©
 345 RIVERVIEW WICHITA, KS 67203
 Phone (316) 268-0230 Fax: (316) 268-0205

CONTACT: Jeffery A. Best, ASLA

PROJECT NUMBER:
15749.01

SHEET TITLE:
TE702 STANDARD

SHEET NUMBER:
C44