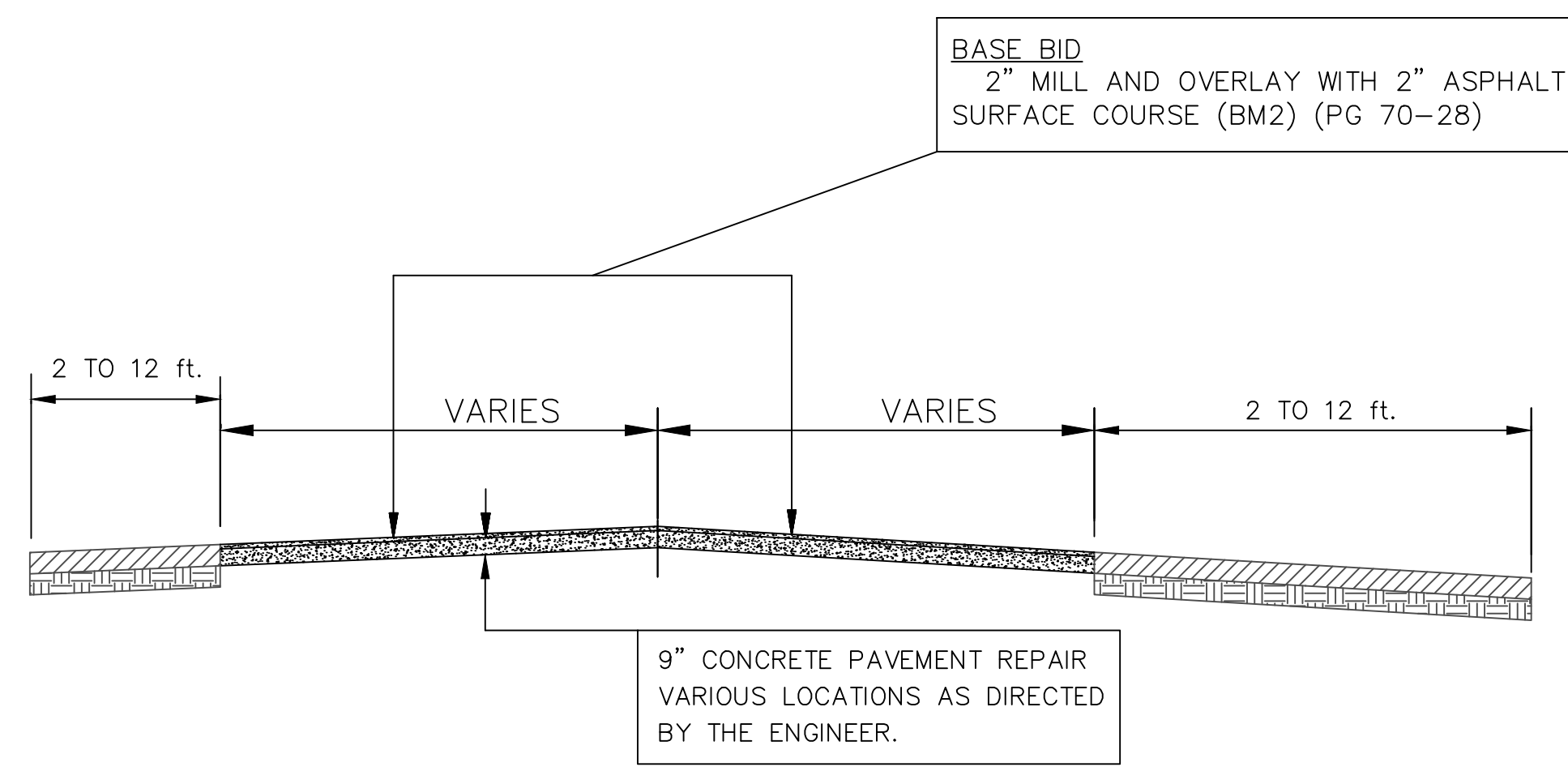


FHWA REG. NO.	STATE	KDOT PROJECT NUMBER	YEAR	SHEET NO.	TOTAL SHEETS
7	KS	87 U-0407-01	2016-2017	5	15

TYPICAL SECTION & GENERAL NOTES

IN AREAS OF UNSUITABLE SUB-GRADE, THE ENGINEER MAY DIRECT THE CONTRACTOR TO EXCAVATE A PORTION OF SUCH UNSUITABLE SUB-GRADE AND REPLACE IT WITH CRUSHED CONCRETE. WHEN SO REQUIRED THE COSTS OF ALL EXCAVATION, HAULING, PLACING, AND COMPACTION SHALL BE CONSIDERED SUBSIDIARY TO ALL OTHER BID ITEMS.



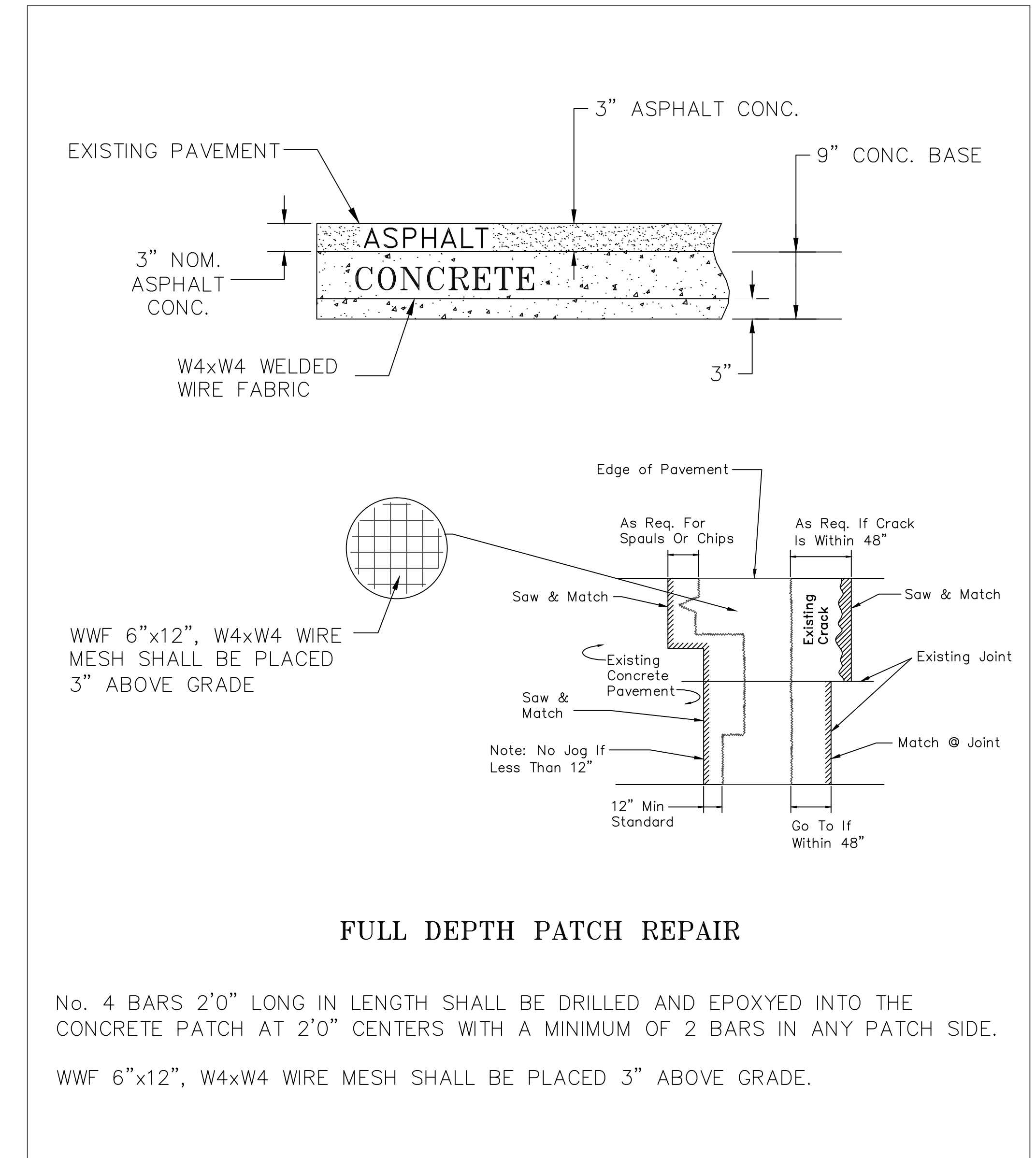
K-42 FROM W OF WEST STREET TO E OF HOOVER RD (EB & WB)
STA 0+00 TO STA 62+71

GENERAL NOTES:

*ALL CONCRETE PAVEMENT REPAIR SHALL BE DONE IN ACCORDANCE WITH SECTION 500 OF THE CITY OF WICHITA STANDARD SPECIFICATIONS.

DUE TO HIGH TRAFFIC VOLUMES THE CONTRACTOR WILL BE REQUIRED TO PERFORM WORK AS FOLLOWS: ONE LANE OF TRAFFIC MAY BE CLOSED FOR BASE REPAIR. ONCE TRAFFIC CONTROL IS PLACED, WORK MUST PROCEED CONTINUOUSLY WITH THE EXCEPTION OF WEATHER OR CURE DAYS. ANY CHARGEABLE WORK DAY WITH NO ACTIVITY, THE CONTRACTOR WILL BE CHARGED LIQUIDATED DAMAGES OF \$250 PER DAY.

MINIMUM SIZE OF CONCRETE PATCHES ARE 6' x 12'. CONCRETE USED FOR PATCHES MUST MEET OR EXCEED 3,500 PSI COMPRESSIVE STRENGTH BEFORE OPENING. A MIX DESIGN MUST BE SUBMITTED AND APPROVED PRIOR TO START OF CONSTRUCTION BY THE ENGINEER.




FULL DEPTH PATCH REPAIR

No. 4 BARS 2'0" LONG IN LENGTH SHALL BE DRILLED AND EPOXYED INTO THE CONCRETE PATCH AT 2'0" CENTERS WITH A MINIMUM OF 2 BARS IN ANY PATCH SIDE.

WWF 6"x12", W4xW4 WIRE MESH SHALL BE PLACED 3" ABOVE GRADE.

DRAWN: Mr. 2014 PREPARED BY: A. PROSAS
K:\LINK\2016-2017\LINK\2016-2017 TYPICAL SECTION AND GENERAL NOTES.DWG

 CITY OF WICHITA PUBLIC WORKS & UTILITIES ENGINEERING DIVISION	K-42 FROM HOOVER RD TO WEST STREET (EB & WB) CITY ENGINEER GARY JANZEN, P.E.		
	PROJECT NUMBER 472-85315	OCA NUMBER 707115	DATE 12/20/2016
	CITY ENGINEER'S OFFICE CITY HALL, 7TH FLOOR 455 NORTH MAIN STREET WICHITA, KANSAS 67202-1620 (316) 268-4501		TYPICAL SECTION AND GENERAL NOTES SHEET 5 OF 15