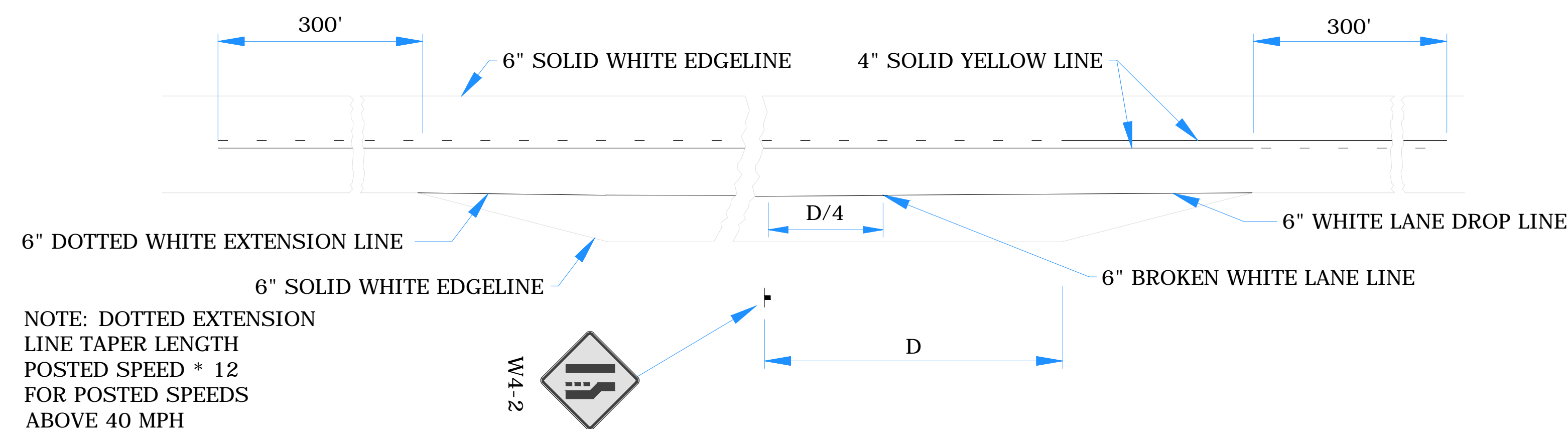
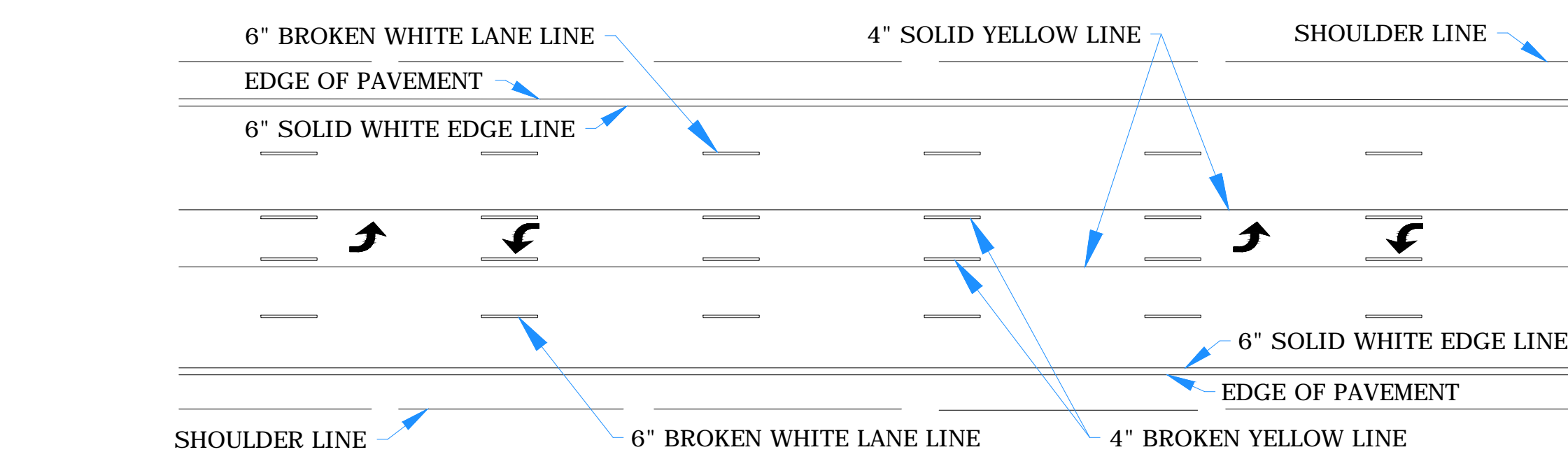


STATE	PROJECT NO.	YEAR	SHEET NO.	TOTAL SHEETS
KANSAS	87 U-0407-01	2016-2017	8	15

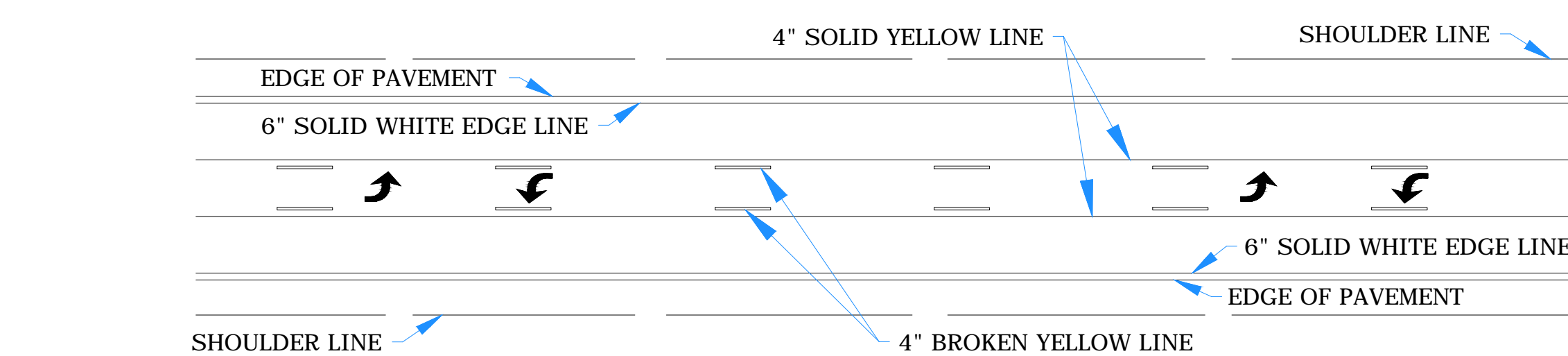


NOTE: DOTTED EXTENSION LINE TAPER LENGTH POSTED SPEED * 12 FOR POSTED SPEEDS ABOVE 40 MPH

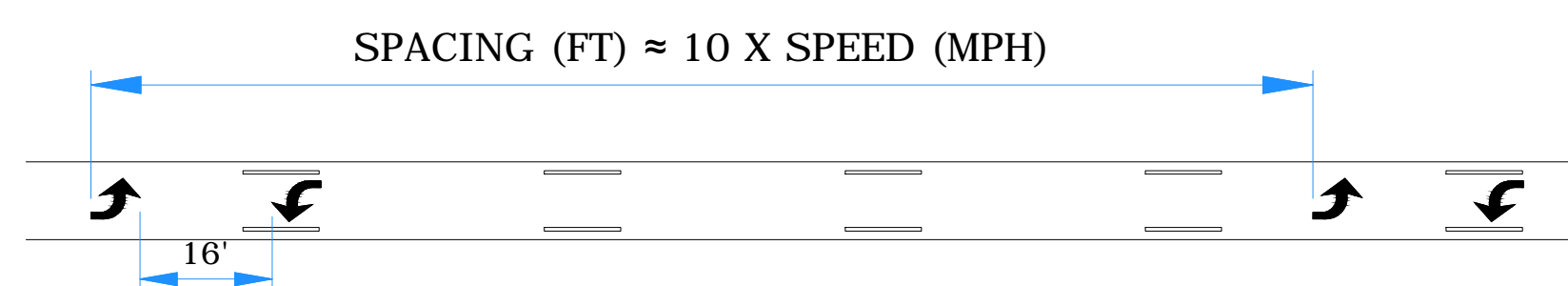
TYPICAL MARKING FOR AUXILIARY PASSING LANE



TWO-WAY LEFT TURN DETAIL FOR FIVE LANE ROADWAY

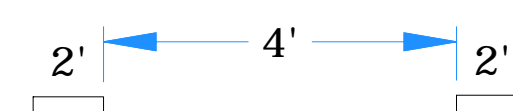


TWO-WAY LEFT TURN DETAIL FOR THREE LANE ROADWAY

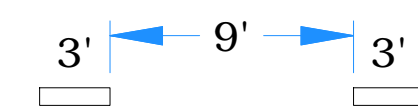


TWO-WAY LEFT TURN ARROW SPACING DETAIL

NOTE: IF ARROWS ARE USED SPACE THE ARROWS AS SHOWN IN THE SPACING DETAIL.



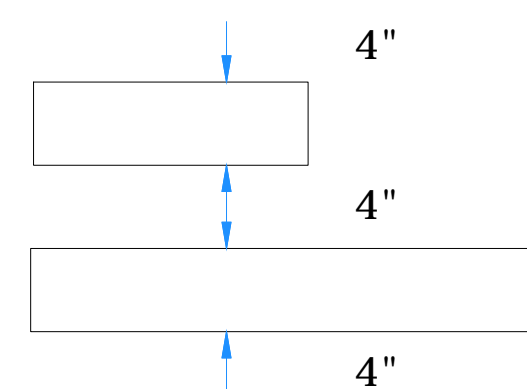
TYPICAL SPACING FOR DOTTED EXTENSION LINES, UNLESS OTHERWISE NOTED ON PLANS.



TYPICAL SPACING FOR LANE DROP, UNLESS OTHERWISE NOTED ON PLANS.



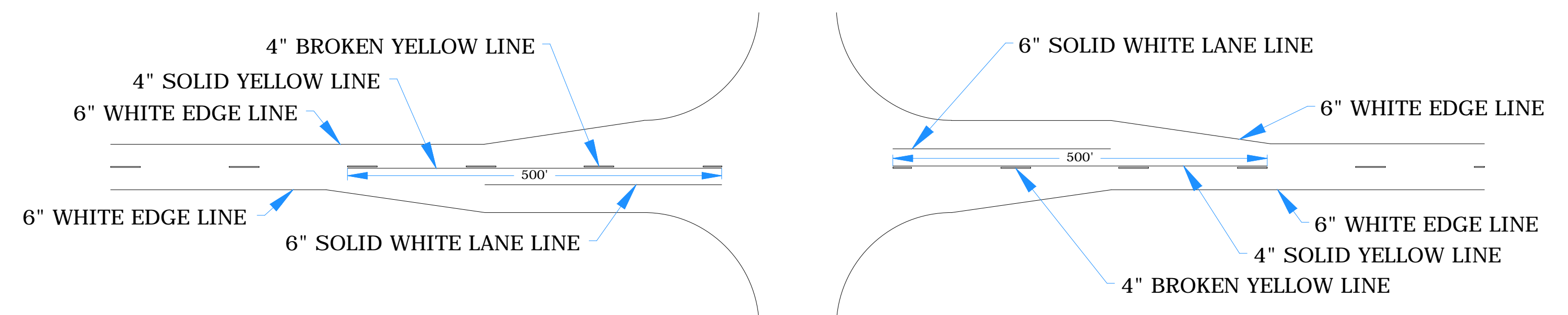
TYPICAL SPACING FOR BROKEN LINES UNLESS OTHERWISE NOTED ON PLANS



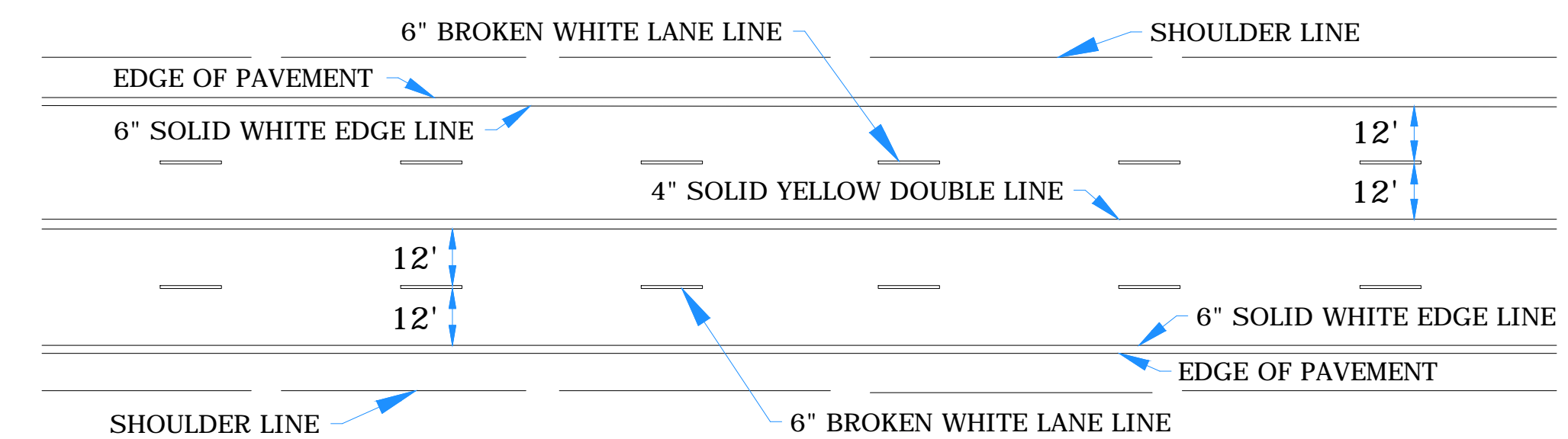
TYPICAL SPACING FOR NO PASSING LINES UNLESS OTHERWISE NOTED ON PLANS

NOTE: ALL PAVEMENT MARKINGS SHALL BE BROKEN AT CROSS ROADS.

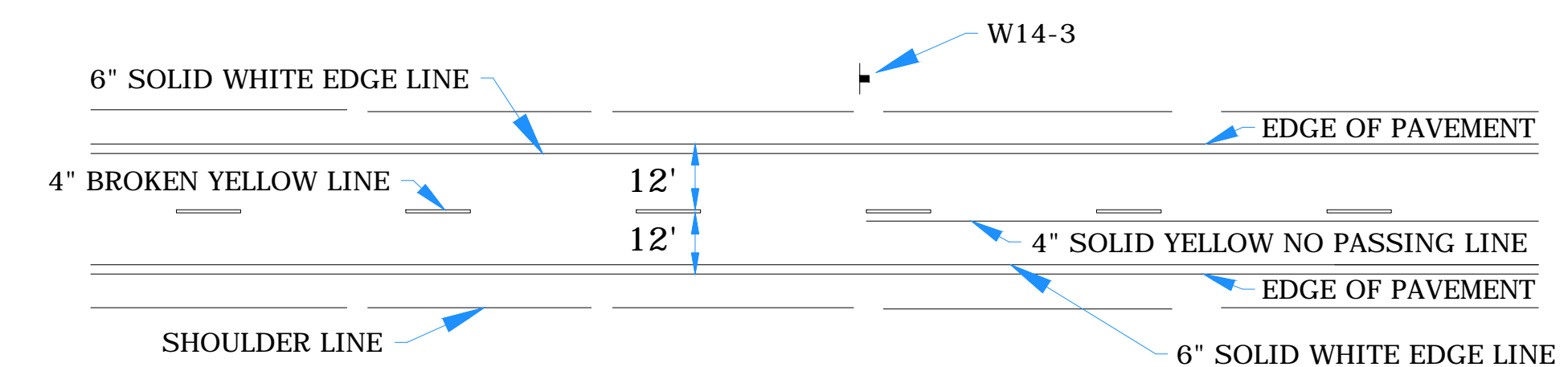
FOR HIGHWAY JUNCTIONS THE NO PASSING ZONE WILL EXTEND 1000' FROM INTERSECTION.



TYPICAL ROAD JUNCTION MARKINGS WITH BYPASS LANES



TYPICAL MARKINGS FOR FOUR LANE ROADWAY



TYPICAL TWO LANE MARKINGS

NOTE: LONGITUDINAL PAVEMENT MARKING LINES SHALL BE OFFSET A MINIMUM OF 2" FROM LONGITUDINAL PAVEMENT JOINTS.

NOTE: ON NON I, US, AND K ROUTES, 4" EDGE LINES MAY BE INSTALLED. 6" EDGE LINES ARE NOT REQUIRED ON NON I, US, AND K ROUTES.

NO.	DATE	REVISIONS	BY	APP'D
3	5/25/12	Added Dotted Extension and Lane Drop Lines	B.A.H.	B.D.G.
2	9/20/05	Removed Aux. Passing Lane Dotted Ext. Line	J.F.F.	B.D.G.
1	7/26/05	New FHWA Approval Date	J.F.F.	B.D.G.

KANSAS DEPARTMENT OF TRANSPORTATION				
TYPICAL PAVEMENT MARKING DETAILS FOR UNDIVIDED ROADWAYS				
TE308				
FHWA APPROVAL	5/25/2012	APP'D	Brian D. Cowser	
DESIGNED	J.F.F.	DETAILED	J.F.F.	QUANTITIES
DESIGN CK.	B.D.G.	DETAIL CK.	B.D.G.	QUAN. CK.
				TRACE CK.

KDOT Graphics Certified 06-20-2012