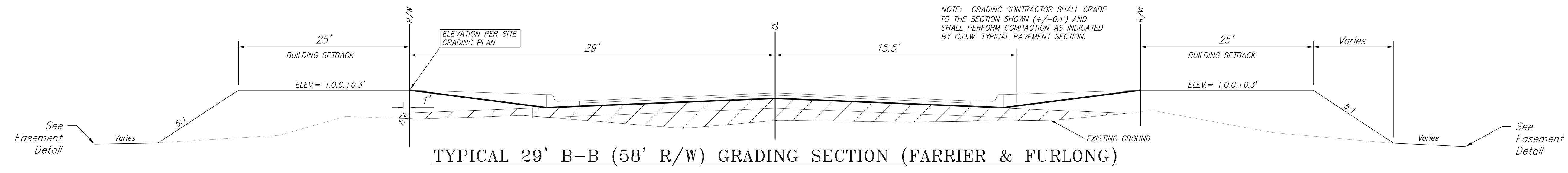


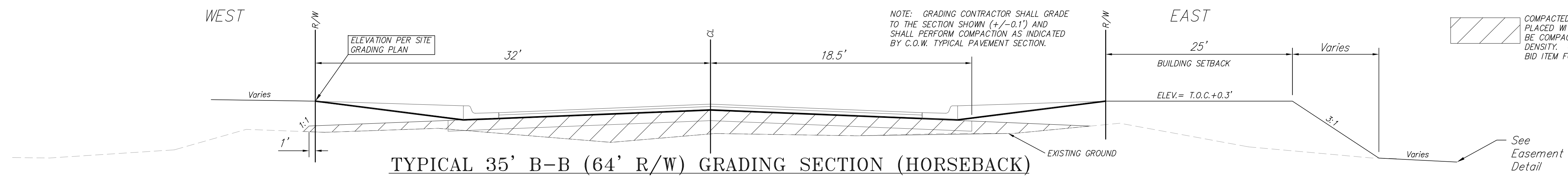
TYPICAL 29' B-B (31' R/W) GRADING SECTION (EQUESTRIAN)

COMPACTED FILL. ALL FILL PLACED WITHIN THIS AREA SHALL BE COMPACTED TO 95% STANDARD DENSITY. THIS FILL SHALL BE PLACED IN 1 FOOT MAXIMUM LIFTS. COST SUBSIDIARY TO BID ITEM FOR COMPACTED FILL (95%).

- Notes:
1. Compaction tests shall be performed at a frequency of one test per lot per foot of fill. Lots 30-42, Block A.
 2. Tests shall be provided through a certified testing lab.

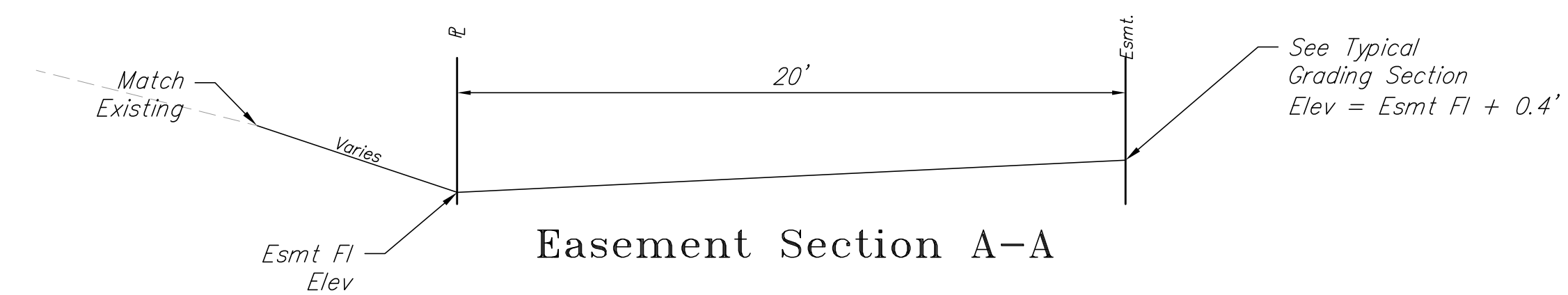


TYPICAL 29' B-B (58' R/W) GRADING SECTION (FARRIER & FURLONG)

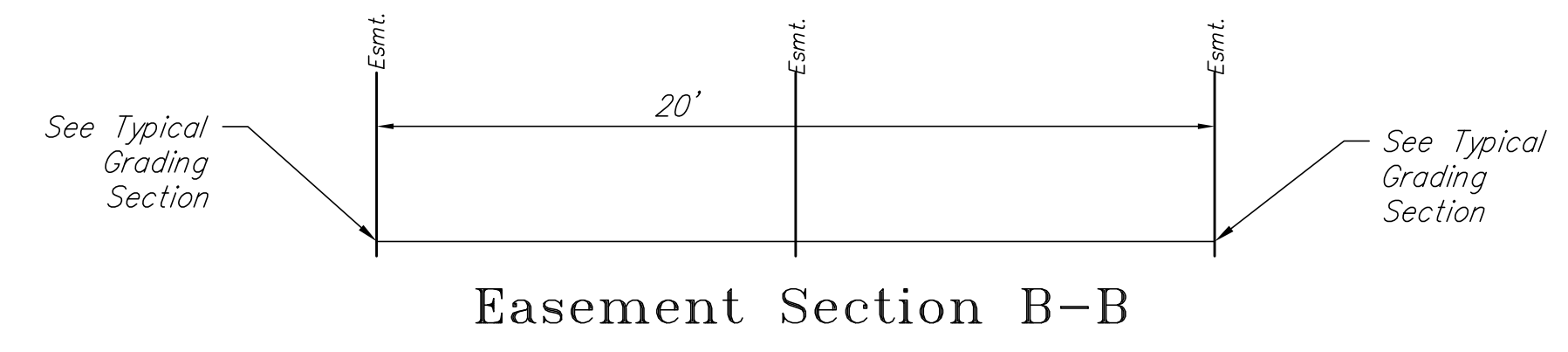


TYPICAL 35' B-B (64' R/W) GRADING SECTION (HORSEBACK)

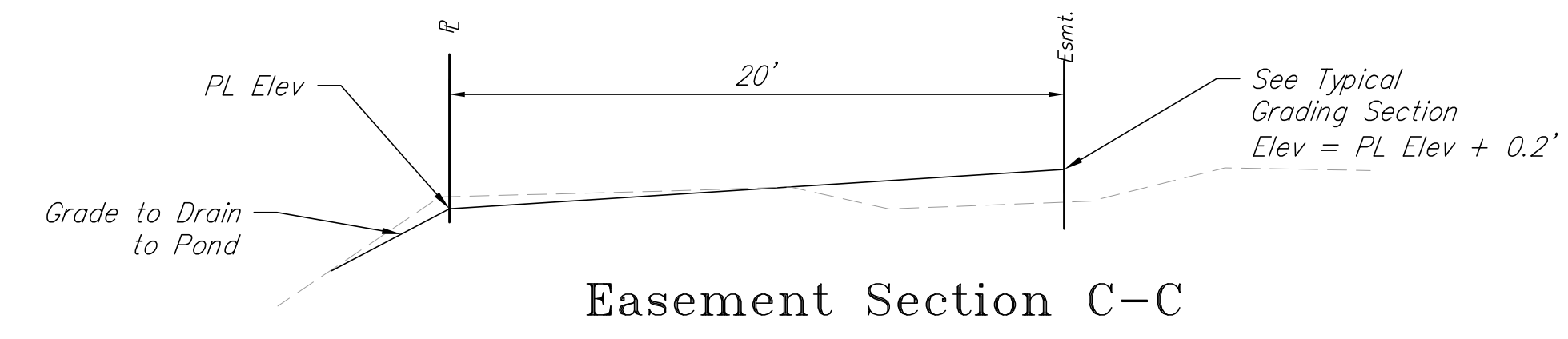
COMPACTED FILL. ALL FILL PLACED WITHIN THIS AREA SHALL BE COMPACTED TO 95% STANDARD DENSITY. COST SUBSIDIARY TO BID ITEM FOR EXCAVATION.



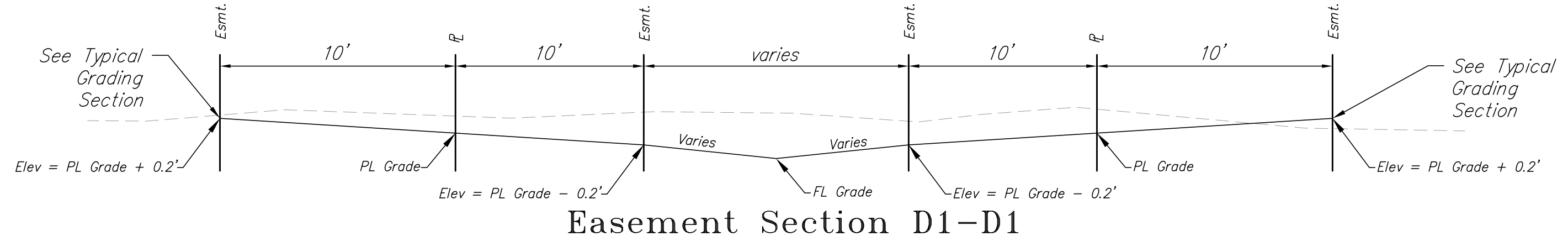
Easement Section A-A



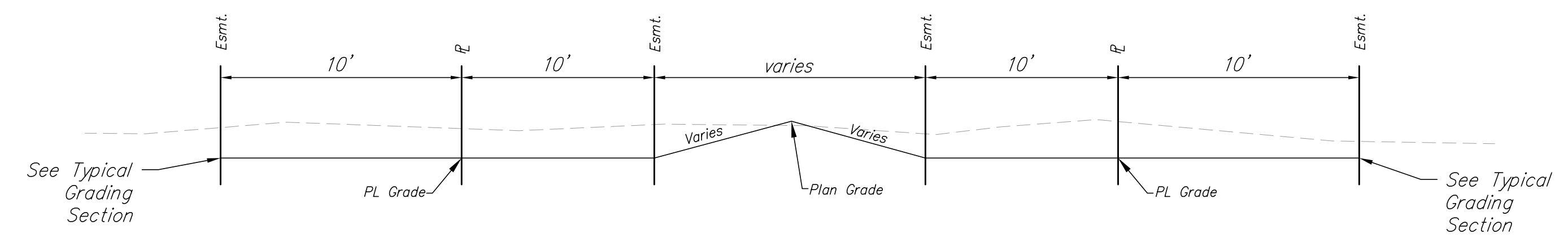
Easement Section B-B



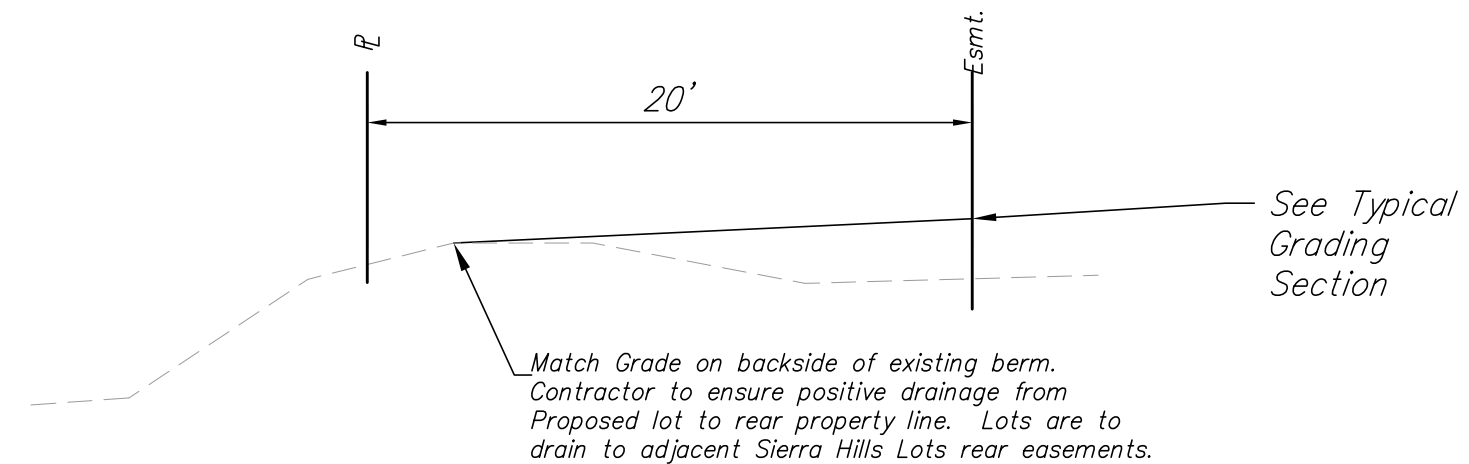
Easement Section C-C



Easement Section D1-D1



Easement Section D2-D2



Easement Section E-E

**The Paddock at 127th
Typical Sections**

	RUGGLES & BOHM		DATE May 2017
	<small>ENGINEERING SURVEYING LANDSCAPE ARCHITECTURE GOVERNMENT</small> <small>924 NORTH MAIN WICHITA, KANSAS 67203 P (316) 264-8008 F (316) 264-4621</small> <small>WWW.RBKANSAS.COM</small>		DESIGN EJG
PROJECT NUMBER 468-85172	RB JOB NO. 4858E	DWG. SCALE ...	DRAWN CDJ/EJG
DRAWING FILE 02 - Grading & Cross-Sections [Typical Sections]			REVIEW April 2017
			SHEET 3
			OF 26