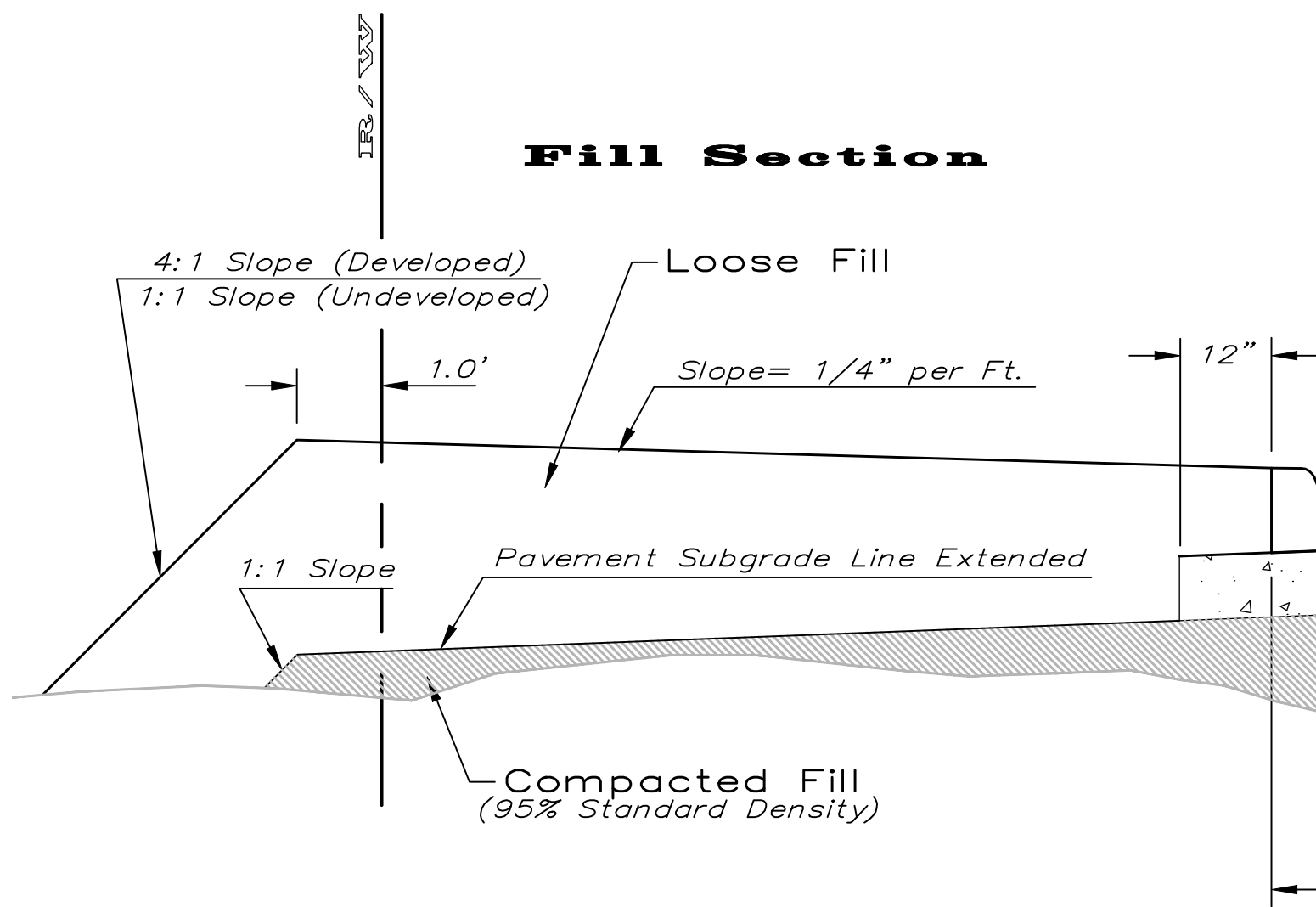
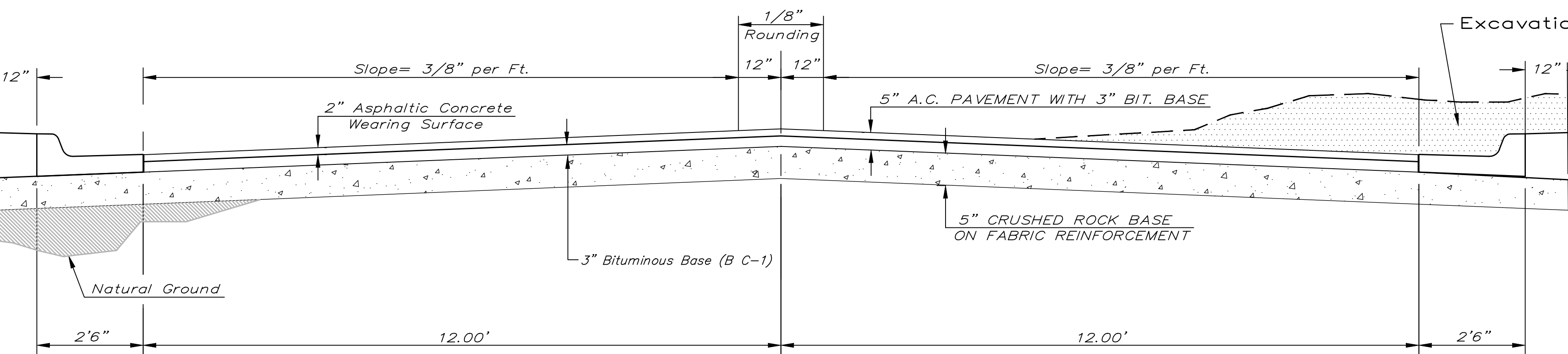


TYPICAL 29' B-B PAVEMENT DETAILS

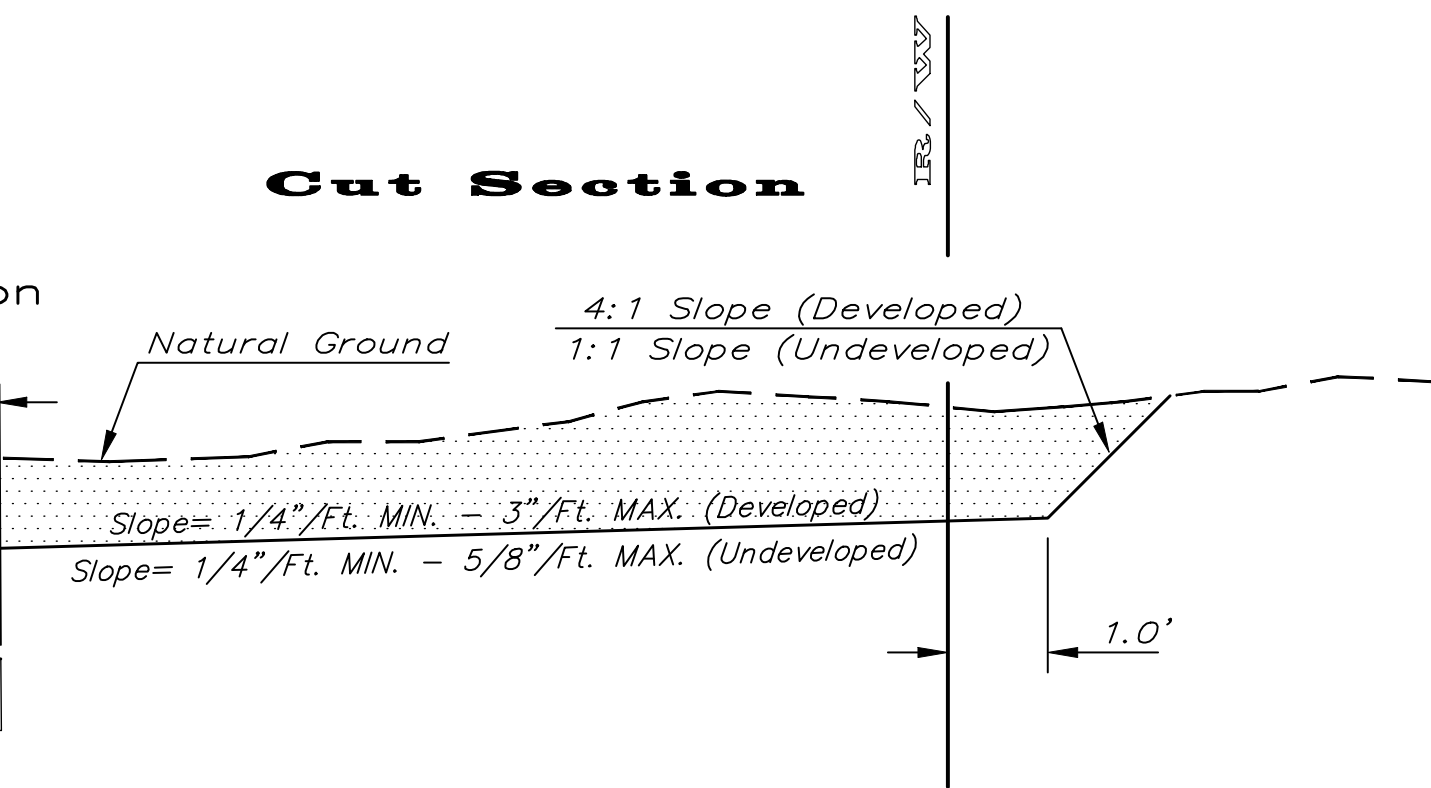
Fill Section



TRANSVERSE SECTION



Cut Section

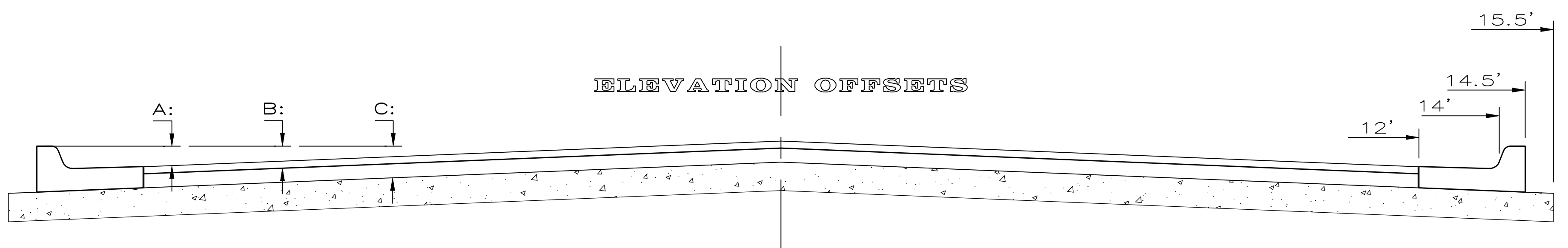


CRUSHED ROCK GRADATION REQUIREMENTS
PERCENT OF AGGREGATE RETAINED

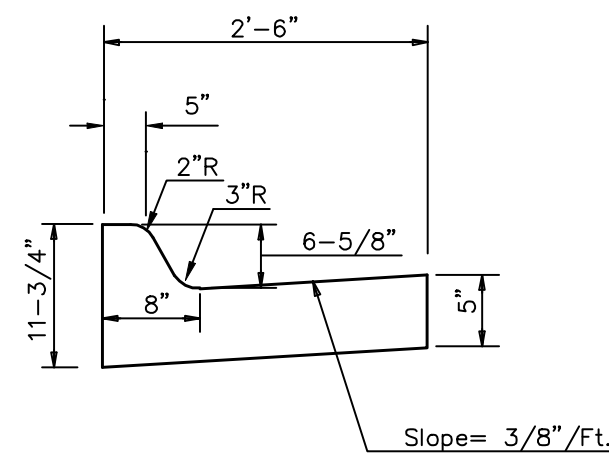
2-1/2"	0
3/4"	20 - 60
#4	50 - 80
#40	80 - 94
#200	90 - 98

ROCK QUALITY SHALL CONFORM TO THE REQUIREMENTS SPECIFIED BY THE KDOT 1990 EDITION STANDARD SPECIFICATION SUBSECTION 1102 FOR DURABILITY CLASS I.

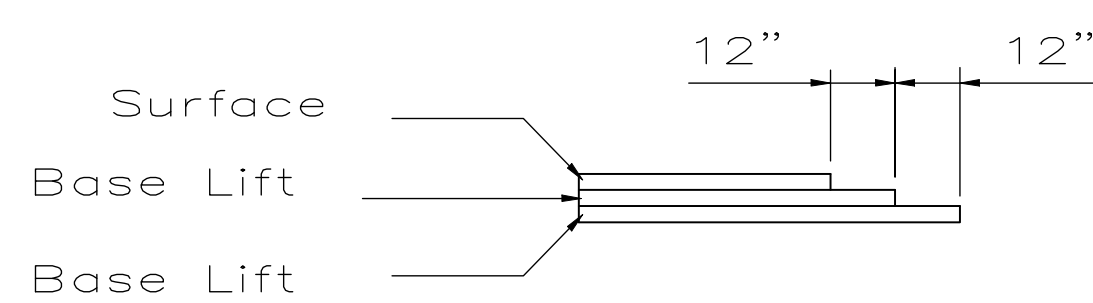
ELEVATION OFFSETS



	DISTANCE FROM CENTERLINE (L.T. & RT.)										
	0'	2'	4'	6'	7'	8'	10'	12'	14'	14.5'	15.5'
A: Top of Curbs to Top of Surface Lift	0.13	0.18	0.24	0.30	0.33	0.36	0.43	0.49	-	-	-
B: Top of Curbs to Top of Upper Base Lift	0.30	0.35	0.41	0.47	0.50	0.53	0.60	0.66	-	-	-
C: Top of Curbs to Top of C.R. Subgrade	0.55	0.60	0.66	0.72	0.75	0.78	0.85	0.91	0.97	0.98	1.01



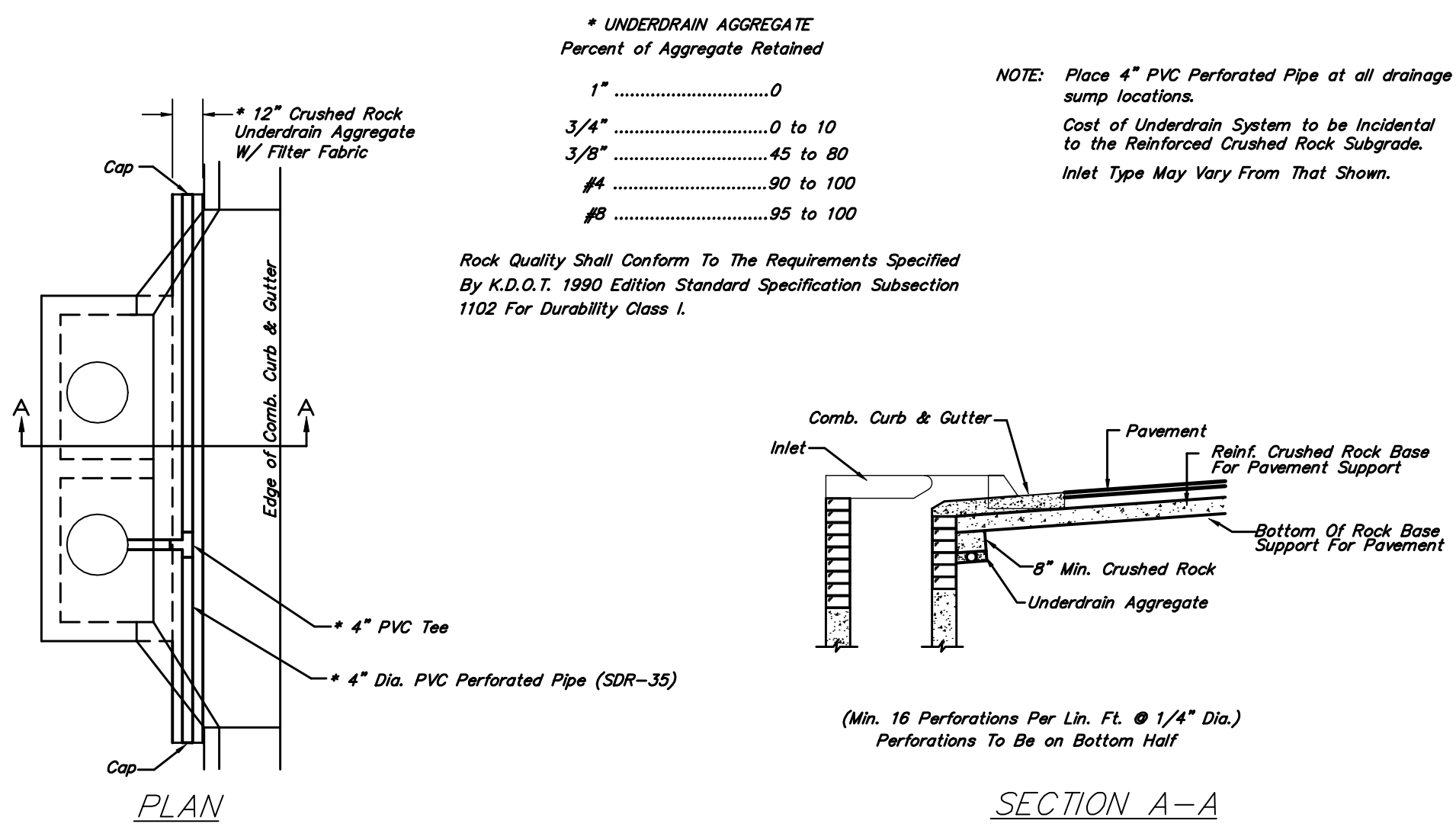
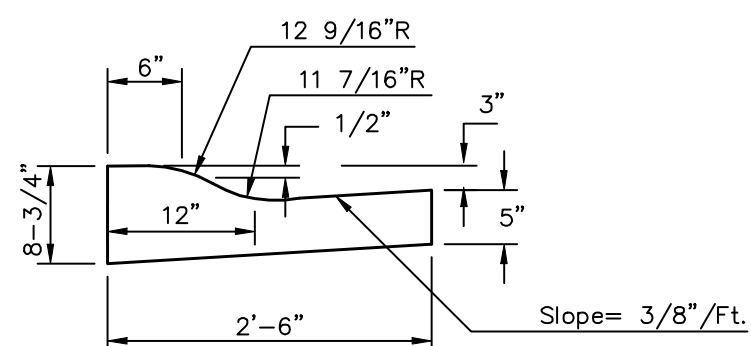
COMBINED CURB & GUTTER



TRANSVERSE CONSTRUCTION JOINTS

Transverse construction joints shall be constructed in flexible base pavements at locations where pavement joints existing flexible base pavement as shown by the detail. All costs associated with the construction of the transverse joint shall be included in the bid price for Square Yards 5" ASPHALTIC CONCRETE (3" BITUMINOUS BASE).

COMBINED ROLL TYPE CURB & GUTTER



*** UNDERDRAIN AGGREGATE**
Percent of Aggregate Retained

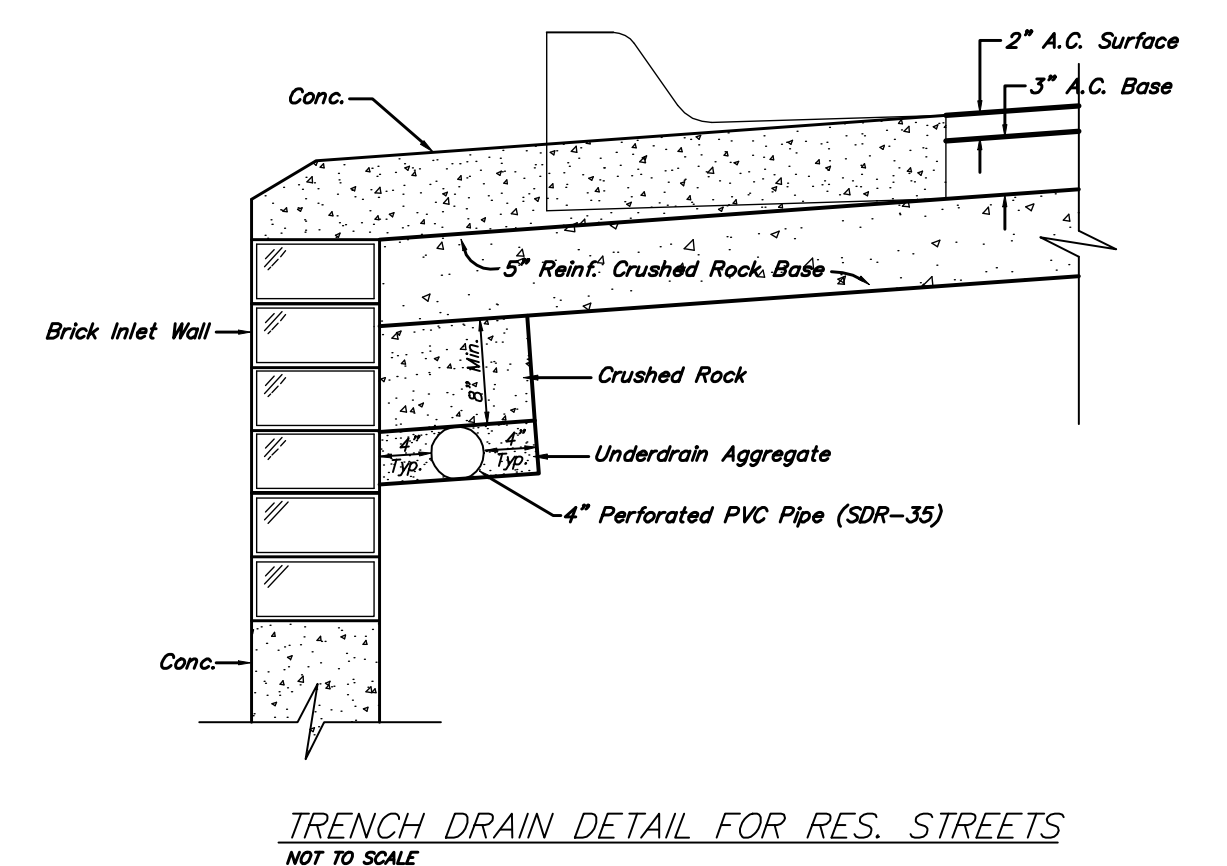
1"	0
3/4"	0 to 10
3/8"	45 to 80
#4	90 to 100
#8	95 to 100

Rock Quality Shall Conform To The Requirements Specified By K.D.O.T. 1990 Edition Standard Specification Subsection 1102 For Durability Class I.

NOTE: Place 4" PVC Perforated Pipe at all drainage sump locations.
Cost of Underdrain System to be incidental to the Reinforced Crushed Rock Subgrade.
Inlet Type May Vary From That Shown.

(Min. 16 Perforations Per Lin. Ft. @ 1/4" Dia.)
Perforations To Be on Bottom Half

PAVEMENT UNDERDRAIN DETAIL
NOT TO SCALE



TRENCH DRAIN DETAIL FOR RES. STREETS
NOT TO SCALE

	29' B-B Pavement Detail 5" AC Pavement with 5" Reinf. Rock Base City of Wichita, KS	
	Baughman Company, P.A. 315 Bliss St. Wichita, KS 67211 P 316-262-7271 F 316-262-0149 ENGINEERING SURVEYING PLANNING LANDSCAPE ARCHITECTURE	
PROJECT NUMBER 472-34393	DESIGN C.O.W.	DRAWN STAFF
REVISIONS:	APPROVED	DATE
SCALE NONE		SHEET 3 OF 34