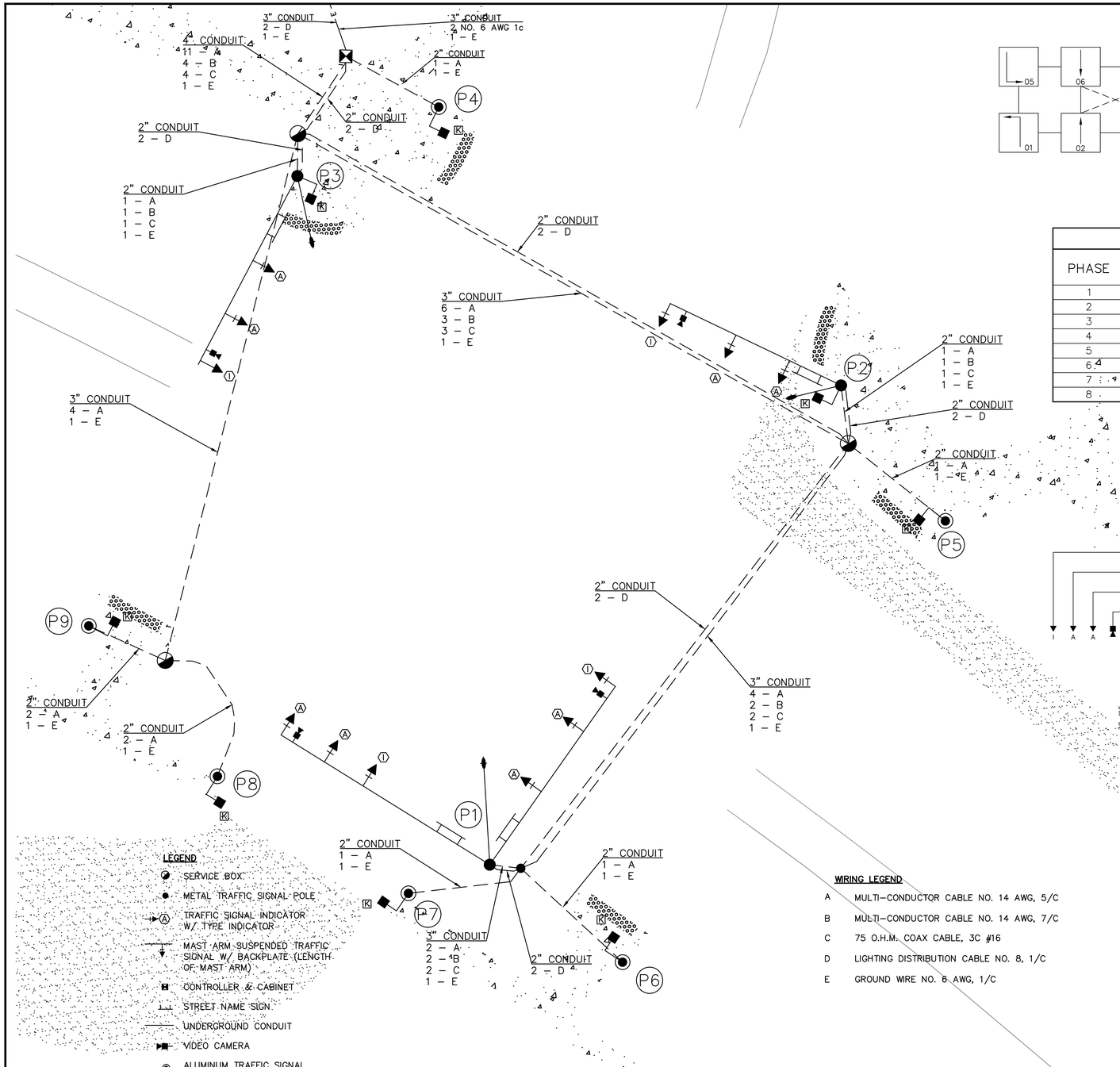

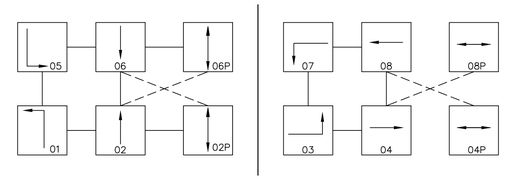

PHASE DIAGRAM

INITIAL SIGNAL TIMING								
PHASE	MIN. GREEN (SEC.)	MAX. GREEN (SEC.)	UNIT EXT. (SEC.)	YELLOW CLEARANCE (SEC.)	RED CLEARANCE (SEC.)	WALK (SEC.)	FLASHING DON'T WALK (SEC.)	DETECTION DELAY (SEC.)
1	10	20	1	3.0	1.5	14	12	0
2	10	30	1	4.0	1.5	14	12	0
3	10	20	1	3.0	1.5	14	12	0
4	10	50	1	4.0	1.5	14	12	0
5	10	20	1	3.0	1.5	14	12	0
6	10	30	1	4.0	1.5	14	12	0
7	10	20	1	3.0	1.5	14	12	0
8	10	50	1	4.0	1.5	14	12	0

EMERGENCY PHASE	FLASH INDICATING
1	RED
2	RED
3	RED
4	RED
5	RED
6	RED
7	RED
8	RED
PED	DARK

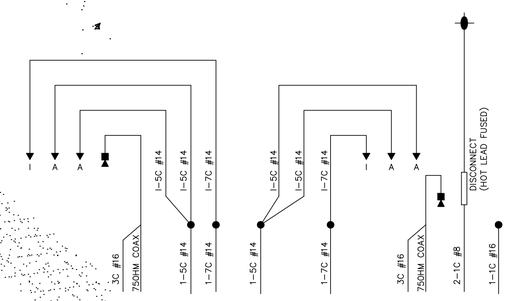

POLE 1

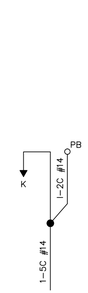

POLE 4, 5, 6, 7, 8, 9

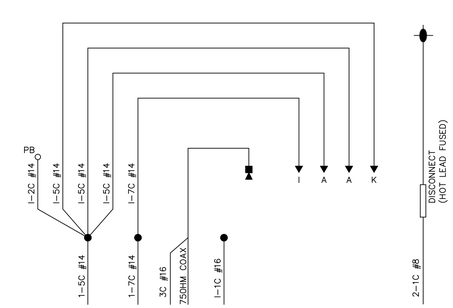

POLE 2 AND POLE 3

POLE WIRING DIAGRAM

LEGEND

- SERVICE BOX
- METAL TRAFFIC SIGNAL POLE
- TRAFFIC SIGNAL INDICATOR W/ TYPE INDICATOR
- MAST ARM SUSPENDED TRAFFIC SIGNAL W/ BACKPLATE (LENGTH OF MAST ARM)
- CONTROLLER & CABINET
- STREET NAME SIGN
- UNDERGROUND CONDUIT
- VIDEO CAMERA
- ALUMINUM TRAFFIC SIGNAL PEDESTAL
- PEDESTRIAN SIGNAL & PUSHBUTTON
- WIRELESS INTERCONNECT

WIRING LEGEND

A	MULTI–CONDUCTOR CABLE NO. 14 AWG, 5/C
B	MULTI–CONDUCTOR CABLE NO. 14 AWG, 7/C
C	75 O.H.M. COAX CABLE, 3C #16
D	LIGHTING DISTRIBUTION CABLE NO. 8, 1/C
E	GROUND WIRE NO. 6 AWG, 1/C

REV	DATE	DESCRIPTION	DSN	DWN	CHK
0	6–7–17	BID SET	KDB	KDB	

KEITH D. BEATY LICENSED 06-07-17 16978 KANSAS PROFESSIONAL ENGINEER

KAW VALLEY ENGINEERING
1104 E. 12TH AVENUE
EMPORIA, KANSAS 66801
PH. (620) 208–5240 | FAX (785) 762–7744
emp@kveng.com | www.kveng.com

KAW VALLEY ENGINEERING, INC. IS AUTHORIZED TO OFFER ENGINEERING SERVICES BY KANSAS STATE CERTIFICATE OF AUTHORIZATION # E-113. EXPIRES 12/31/18

CENTRAL AND NIMS SIGNALIZATION
PROJECT NUMBER 472-85280
WICHITA, KANSAS

TRAFFIC SIGNAL WIRING AND TIMING DIAGRAM PLAN

PROJ. NO.	F16D0205
DESIGNER	KDB
DRAWN BY	NMP
CFN	0205TSWD
SHEET	18 OF 36
REV	0

THIS DRAWING SHALL NOT BE UTILIZED BY ANY PERSON, FIRM, OR CORPORATION IN WHOLE OR IN PART WITHOUT THE SPECIFIC PERMISSION OF KAW VALLEY ENGINEERING, INC.