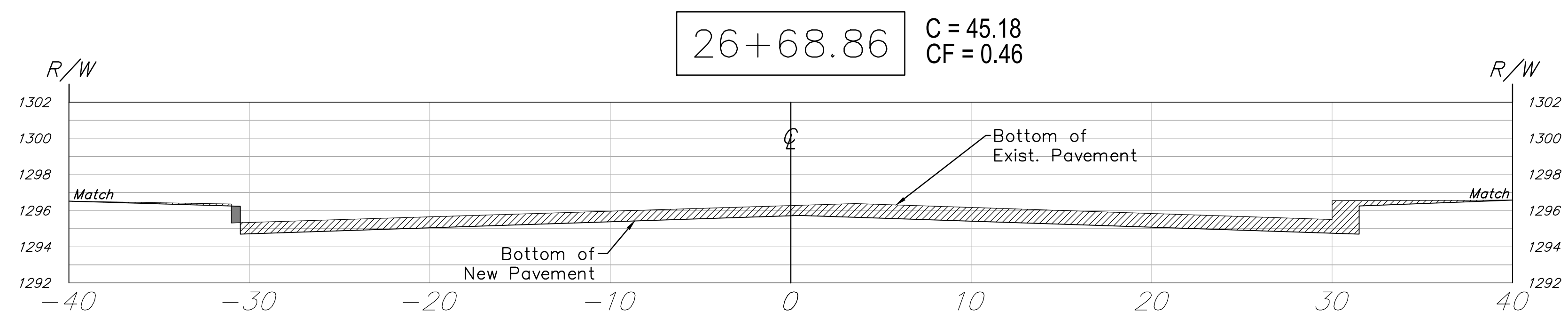
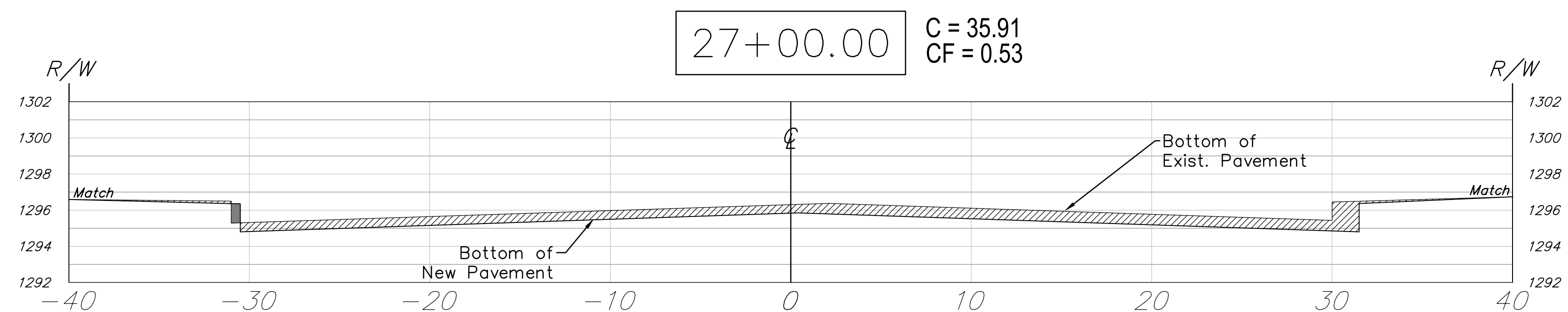
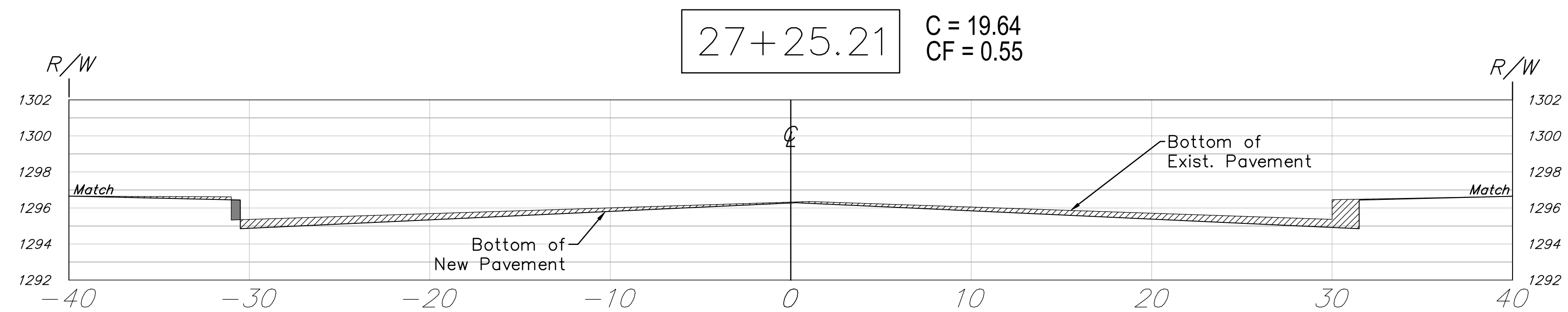
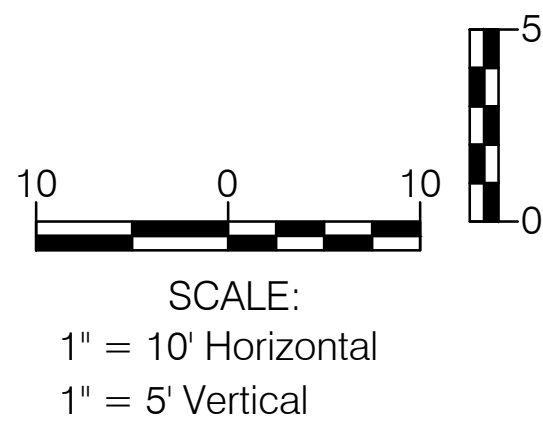


FHWA REGION NO.	STATE	PROJECT NO.	FISCAL YEAR	SHEET NO.	TOTAL SHEETS
7	KANSAS	U-0639-01	2017	52	58

HSIP-N063(801)



**Cut Hatch:**

**Fill Hatch:**

Design: KER  
Drawn: LP  
Approved: T Alciere  
Scale: NOTED

Project No. 13-07-E933 CAPITAL IMPROVEMENT PROJECT  
**Douglas Cross Sections**  
Sta. 26+68.86 to Sta. 27+25.21  
DOUGLAS - WASHINGTON to GROVE

**Baughman Company, P.A.**  
315 Ellis St. Wichita, KS 67211 P 316-262-7271 F 316-262-0149  
ENGINEERING | SURVEYING | PLANNING | LANDSCAPE ARCHITECTURE

MARCH 2017  
SHEET  
**52**  
OF  
**58**