FHWA REGION NO.	STATE	PROJECT NO.	FISCAL YEAR	SHEET NO.	TOTAL SHEETS
7	KANSAS	U-0639-01	2017	57	58

HSIP-N063(801)

SCALE:
1" = 10' Horizontal
1" = 5' Vertical

21+00.00 C = 27.60 CF = 6.70

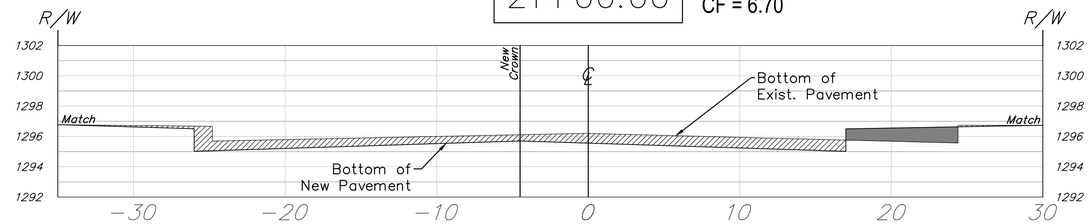

20+55.43 C = 24.64 CF = 6.48

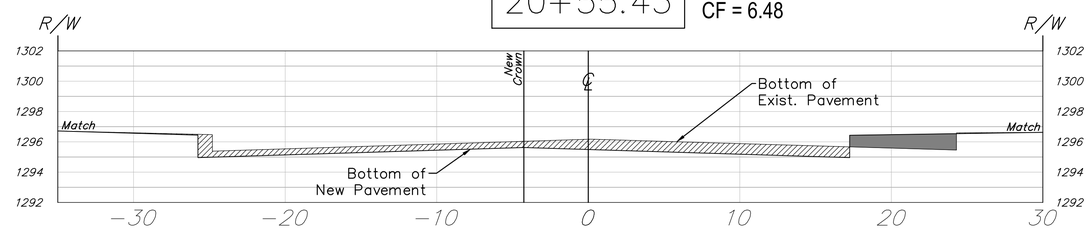

20+29.28 C = 25.81 CF = 7.50

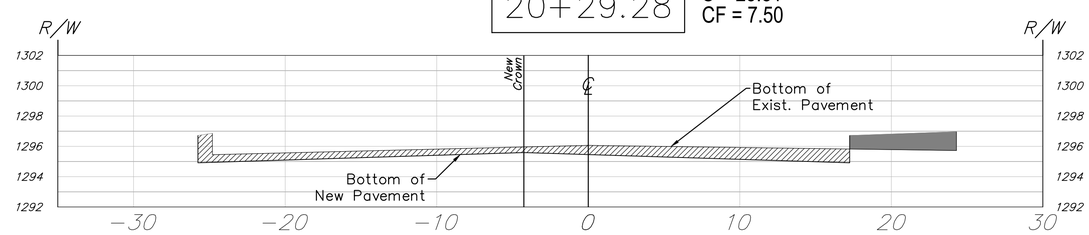

Cut Hatch:

Fill Hatch:

Drawing File: E://Projects/Douglas (Washington to Grove)/Civil 3d/Douglas Base

MARCH, 2017

Design: KEK
Drawn: LP
Approved: T Aziere
Scale: NOTED

Project No. 13-07-E933 CAPITAL IMPROVEMENT PROJECT

Hydraulic Cross Sections
Sta. 20+29.28 to Sta. 21+00.00

DOUGLAS - WASHINGTON to GROVE

Baughman Company , P.A.
315 Ellis St. Wichita, KS 67211 P 316-262-7271 F 316-262-0149
Baughman ENGINEERING | SURVEYING | PLANNING | LANDSCAPE ARCHITECTURE

SHEET 57 OF 58