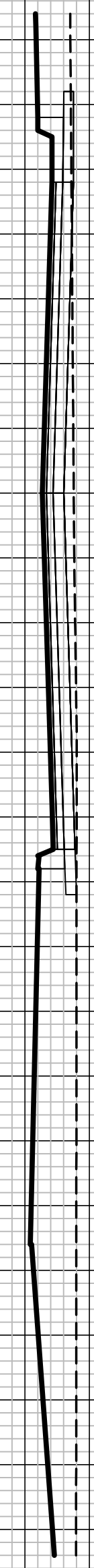


ESTANCIA ADDITION
 SOLANO XSEC 1 OF 2
 CROSS SECTIONS

21+71.15

1340

1340



1333.10
 1334.33
 0


10

1330

21+40.57

1340

1340



1332.90
 1334.51
 0


10

1330

21+07.72

1340

1340



1333.03
 1334.40
 0


10

1330

21+00.00

1340

1340



1333.32
 1334.36
 0

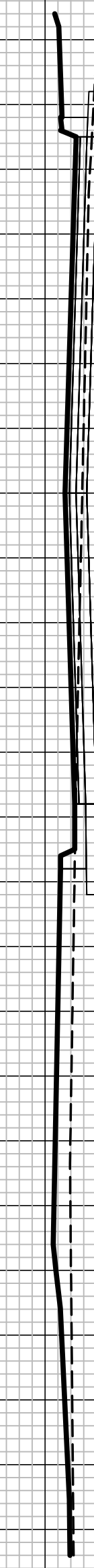
10

1330

20+77.23

1340

1340



1333.56
 1334.22
 0


10

1330

20+50.00

1340

1340



1333.62
 1334.06
 1330

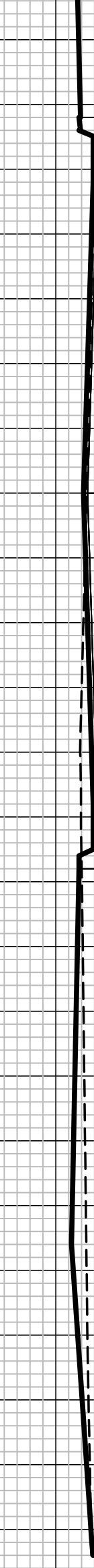
10

1330

20+27.64

1340

1340



1333.81
 1333.95
 0

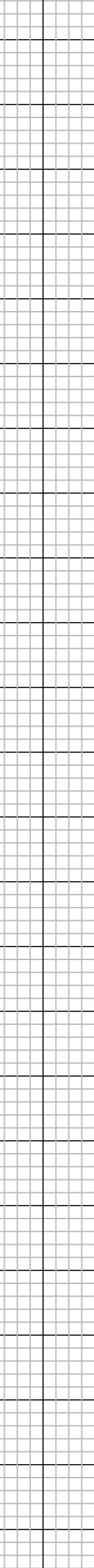
10

1330

19+94.00

1340

1340



1333.86
 1333.73
 0

10

1330