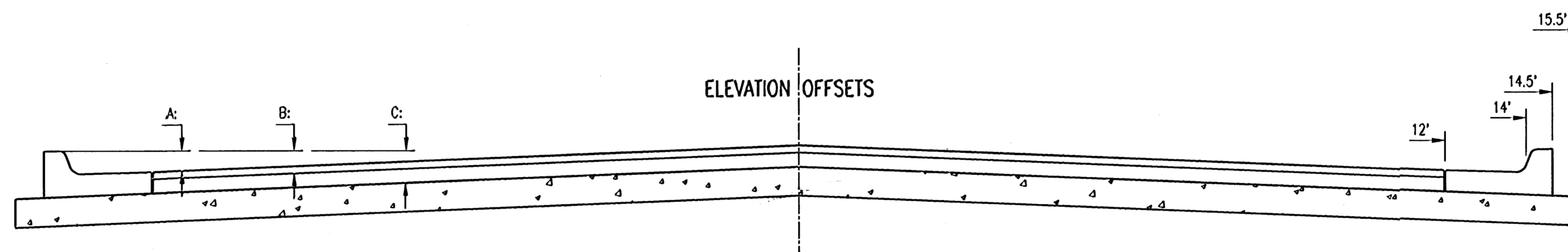
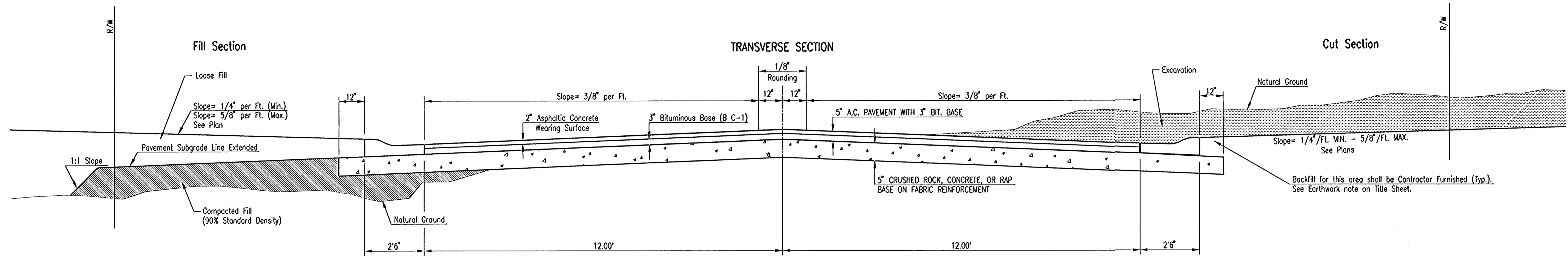
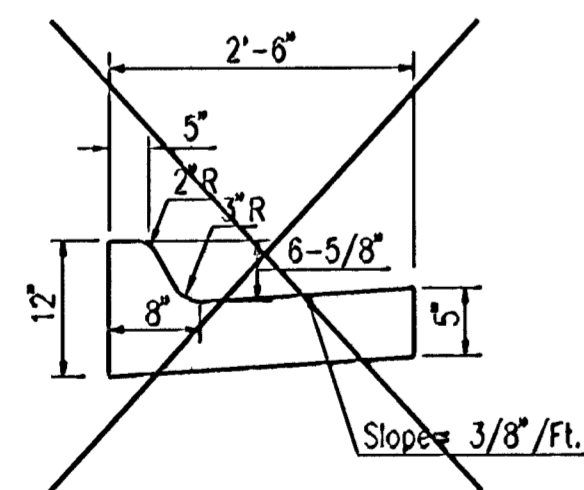


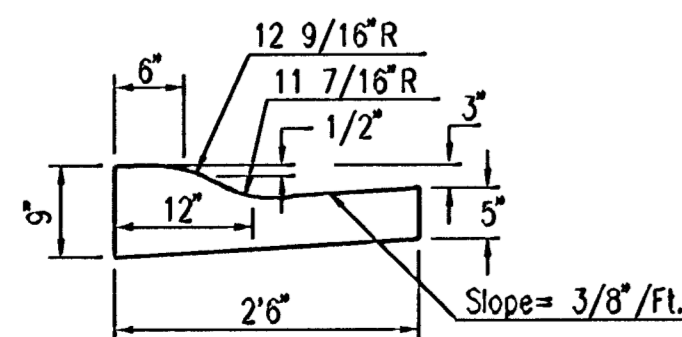
TYPICAL 29' B-B PAVEMENT DETAILS



	DISTANCE FROM CENTERLINE (LT. & RT.)										
	0'	2'	4'	6'	7'	8'	10'	12'	14'	14.5'	15.5'
A: Top of Curbs to Top of Surface Lift	0.13	0.18	0.24	0.30	0.33	0.36	0.43	0.49	-	-	-
B: Top of Curbs to Top of Upper Base Lift	0.30	0.35	0.41	0.47	0.50	0.53	0.60	0.66	-	-	-
C: Top of Curbs to Top of C.R. Subgrade	0.55	0.60	0.66	0.72	0.75	0.78	0.85	0.91	0.97	0.98	1.01



COMBINED CURB & GUTTER



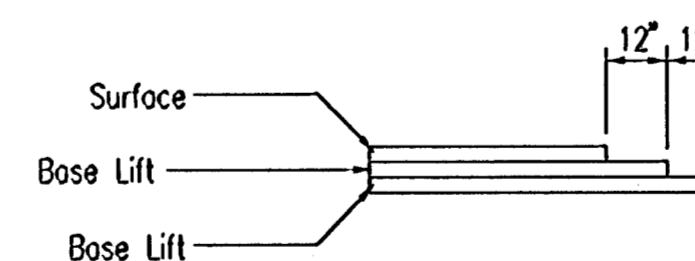
COMBINED ROLL TYPE CURB & GUTTER

CRUSHED ROCK OR RECYCLED ASPHALT PAVEMENT (RAP) GRADATION REQUIREMENTS PERCENT OF AGGREGATE RETAINED

2-1/2"	0
3/4"	20-60
1/4"	50-80
1/10"	80-94
1/200"	90-98

ROCK QUALITY SHALL CONFORM TO THE REQUIREMENTS SPECIFIED BY THE KDOT 1990 EDITION STANDARD SPECIFICATION SUBSECTION 1102 FOR DURABILITY CLASS I

NOTE: 5" CRUSHED ROCK BASE ON FABRIC REINFORCEMENT IS ALTERNATE NO. 1 MATERIAL. ALTERNATE NO. 2 SHALL BE 5" RECYCLED ASPHALT PAVEMENT (RAP) ON FABRIC REINFORCEMENT. ALL REFERENCES ON THIS SHEET TO ROCK OR CRUSHED ROCK BASE SHALL APPLY ALSO TO RECYCLED ASPHALT PAVEMENT (RAP) BASE MATERIAL.



TRANSVERSE CONSTRUCTION JOINTS

Transverse construction joints shall be constructed in flexible base pavements at locations where pavement joins existing flexible base pavement as shown by the detail. All costs associated with the construction of the transverse joint shall be included in the bid price for Square Yards 5" ASPHALTIC CONCRETE (3" BITUMINOUS BASE).

GENERAL NOTES

FABRIC BASE REINFORCEMENT SHALL BE B X 1100 GEOGRID AS MANUFACTURED BY TENSAR CORPORATION OR APPROVED EQUAL. FABRIC BASE REINFORCEMENT SHALL BE INSTALLED IN ACCORDANCE WITH MANUFACTURER'S RECOMMENDATIONS.

ROCK BASE IS TO BE COMPACTED AND SMOOTHED WITH A STEEL FACED ROLLER PRIOR TO PLACEMENT OF ASPHALT. TACK COAT WILL NOT BE APPLIED TO ROCK BASE.

A TACK COAT OF EMULSIFIED ASPHALT (SC-1H OR CSS-1H) SHALL BE APPLIED AT AN APPROXIMATE RATE OF 0.05 GALLONS PER SQUARE YARD BETWEEN EACH LIFT OF ASPHALTIC MATERIAL.

BITUMINOUS BASE AND ASPHALTIC CONCRETE WEARING SURFACE SHALL BE PLACED WITH A LAYDOWN MACHINE HAVING AUTOMATIC CONTROLS FOR LINE AND GRADE.

CONSTRUCTION JOINTS IN EACH LIFT SHALL BE STAGGERED A MINIMUM DISTANCE OF ONE (1) FOOT FROM JOINTS IN PRECEDING LIFTS AND PLACED SO THAT A JOINT WILL BE CONSTRUCTED ON THE CENTERLINE OF THE TOP LIFT.

THE ASPHALTIC CONCRETE PAVEMENT BETWEEN THE COMBINED CURB AND GUTTER SHALL BE PAID AS SQUARE YARDS OF 5" ASPHALTIC CONCRETE (3" BITUMINOUS BASE).



29' PAVEMENT
5" ASPHALTIC CONCRETE
W/ CRUSHED ROCK BASE

NEIL D. CABLE, P.E.—CITY ENGINEER

PROJECT NUMBER 472-83256 OCA NO. 765756

DATE MAR 96 SHEET 5 OF 54