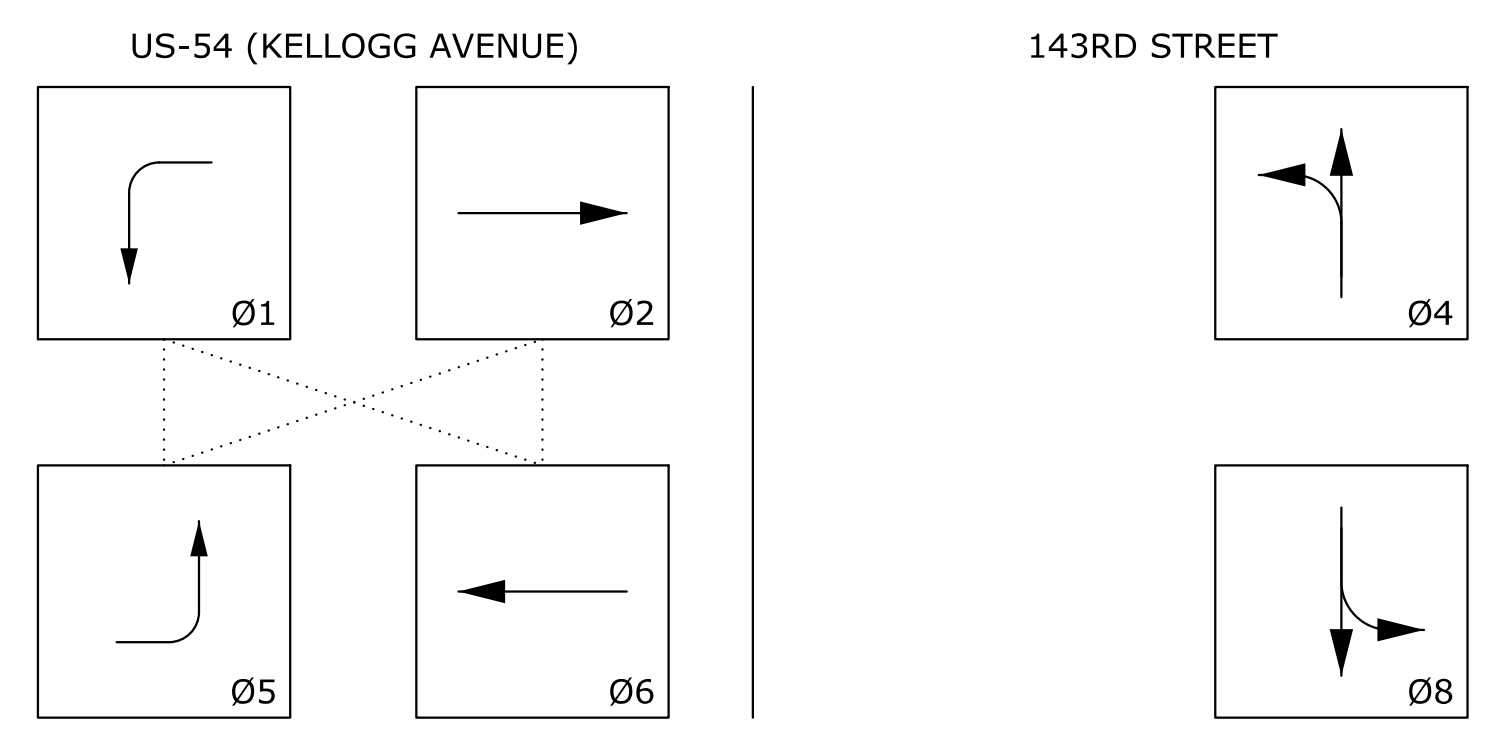
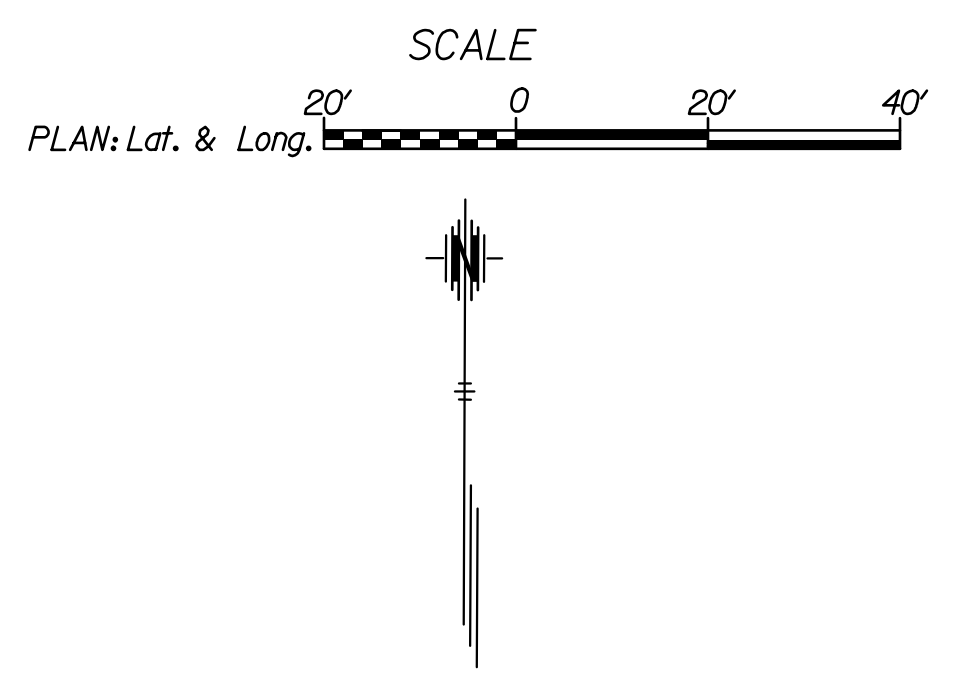


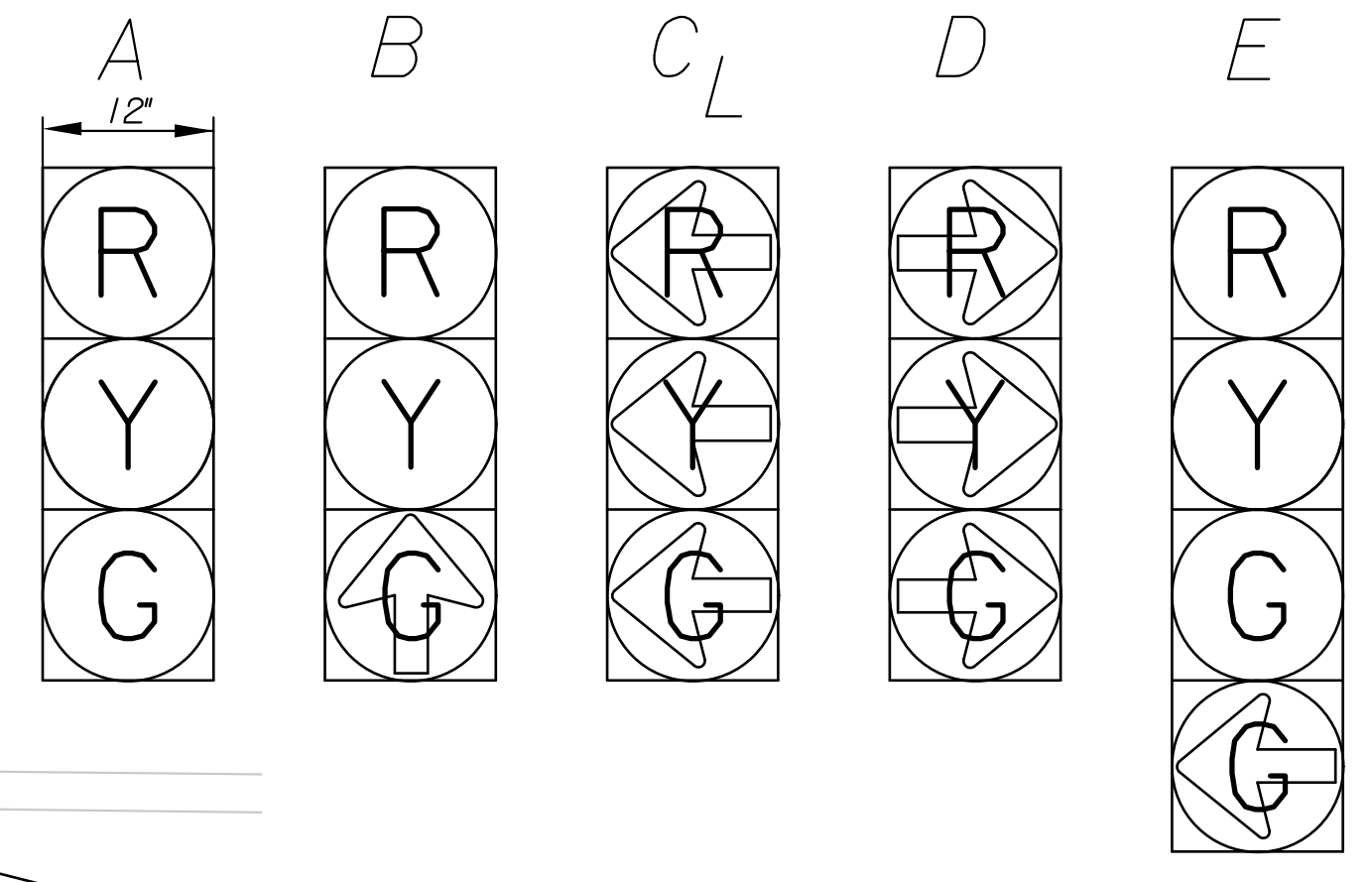
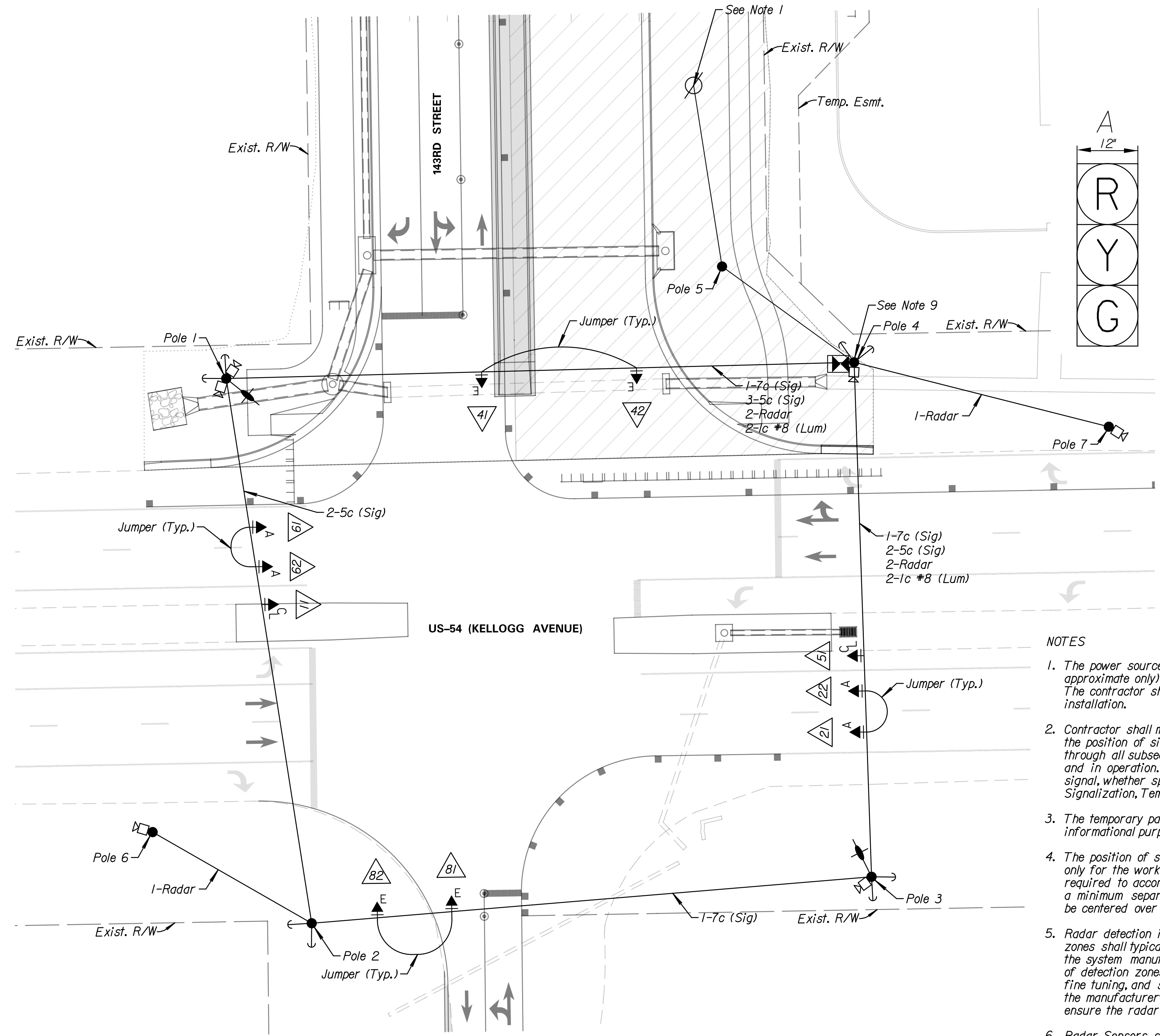
Pole Locations

Pole No.	Station	Offset
* 1	18+84.26	85.14' Lt.
* 2	17+22.85	61.97' Lt.
* 3	17+34.69	103.39' Rt.
* 4	18+86.24	100.19' Rt.
* 5	19+15.12	61.65' Rt.
* 6	17+50.29	108.62' Lt.
* 7	18+66.08	175.05' Rt.

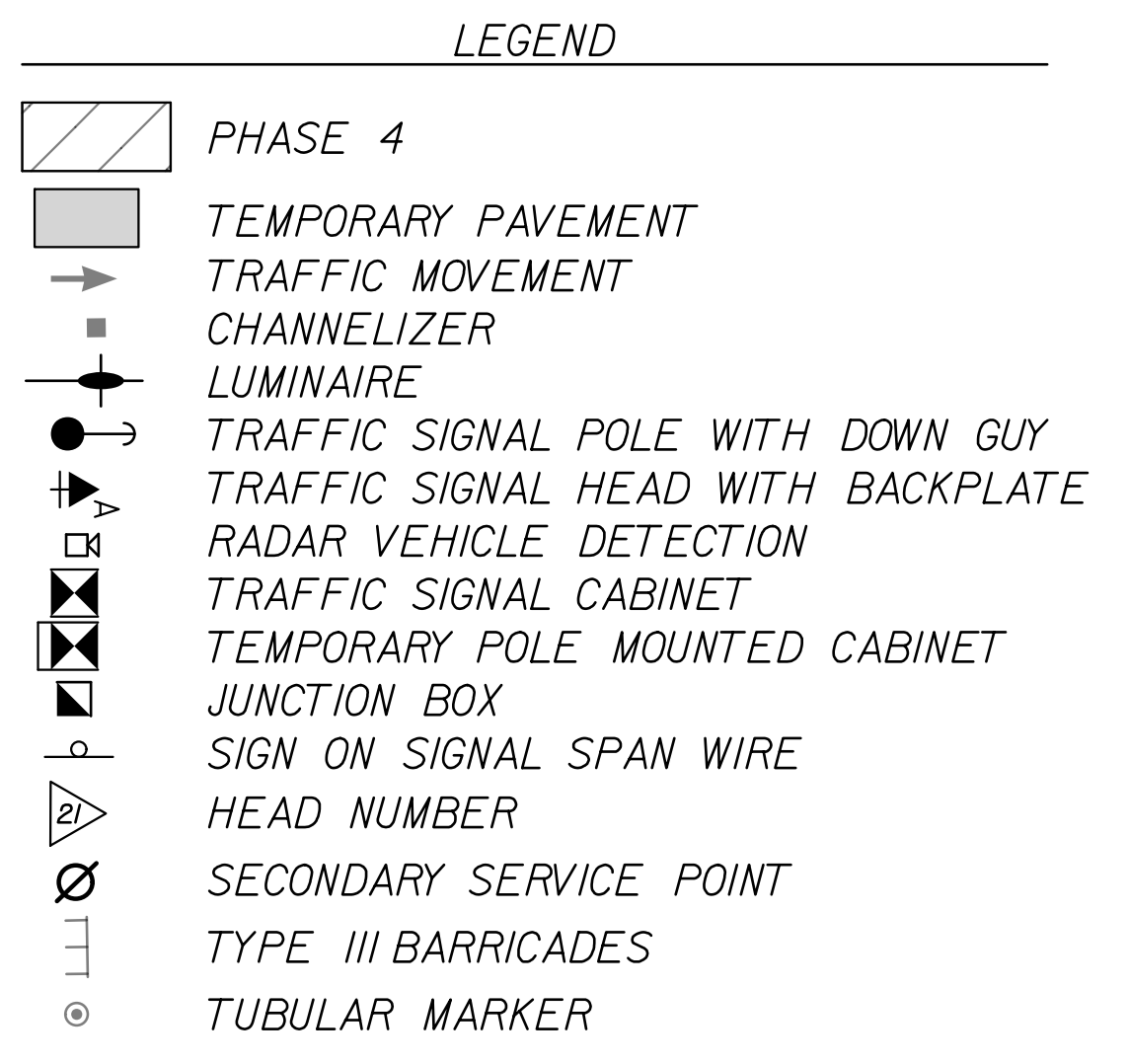
\* Maintain Pole From Previous Phase



NOTE:  
 --- INDICATES NON-CONFLICTING PHASES THAT SHALL TIME CONCURRENTLY.  
 PHASES 4 & 8 SHALL RUN EXCLUSIVE (SPLIT PHASE).



- NOTES
- The power source location is a proposed Westar distribution pole (plan location is approximate only). Overhead lines shall be run from the distribution pole to pole 5. The contractor shall contact the power company to coordinate service lines and cable installation.
  - Contractor shall maintain, operate and modify the temporary signal, including timings, the position of signal heads, and radar detectors, starting in Phase 4 and continuing through all subsequent construction phases until the permanent traffic signal is completed and in operation. All work necessary for the proper operation of the temporary traffic signal, whether specifically mentioned or not, shall be SUBSIDIARY to the bid item "Traffic Signalization, Temporary".
  - The temporary pavement markings, signs and channelizers shown on this sheet are for informational purposes only.
  - The position of signal heads, and signs have been shown in an approximate manner only for the work during Phase 4. The contractor shall reposition these items as required to accommodate work during the remaining phases. Signal heads shall have a minimum separation of 8 feet, a desired separation of 11 feet, and shall typically be centered over the receiving driving lane.
  - Radar detection is to be mounted per manufacturer recommendations. Radar detection zones shall typically be centered in traffic lanes, but the contractor shall arrange with the system manufacturer to have a representative on site to assist with final location of detection zones and radar detector mounting, cable termination at the controller, fine tuning, and system set-up programming. Additionally, the contractor shall work with the manufacturer's representative to procure any and all specialty equipment needed to ensure the radar detection units operate correctly.
  - Radar Sensors shall be Wavetronix SmartSensor Matrix for stop line detection & SmartSensor Advance for advance detection, or approved equal. At completion of the project all radar sensors shall be removed in salvagable condition and become the property of the City of Wichita. Equipment shall be delivered to 1825 S. McClean Blvd.
  - All equipment for the temporary traffic signal shall be removed by the contractor following construction of Phase 6. This equipment shall become the property of the owner and stockpiled on site.
  - All signal heads shall be wired with the specified conductors and 12 AWG wire.
  - Temporary Pole Mounted Cabinet shall be used for all phases of construction.
  - Luminaire shall be 150 Watt LED equivalent.



**Tran Systems**

245 NORTH WACO  
 SUITE 222  
 WICHITA, KANSAS 67202  
 PHONE: 316-303-3000  
 FAX: 316-462-5629

CONSULTANTS:

143RD STREET IMPROVEMENTS

WICHITA, KANSAS

REVISIONS:	MARK	DATE	DESCRIPTION

PROJ NO: 87 N-0614-01  
 SCALE: 1" = 20'  
 DATE: 5/26/2017  
 DESIGNED BY: TAU  
 DRAWN BY: TAU  
 CHECKED BY: SGE

SHEET TITLE:  
**TEMPORARY SIGNAL PLAN LAYOUT PHASE 4**

SHEET NO.  
**126**

SHEET 126 OF 236

5/26/2017 11:15:49 AM c:\tran\systems\proj\14ummed\0228400C-CPP-M01-303.dgn