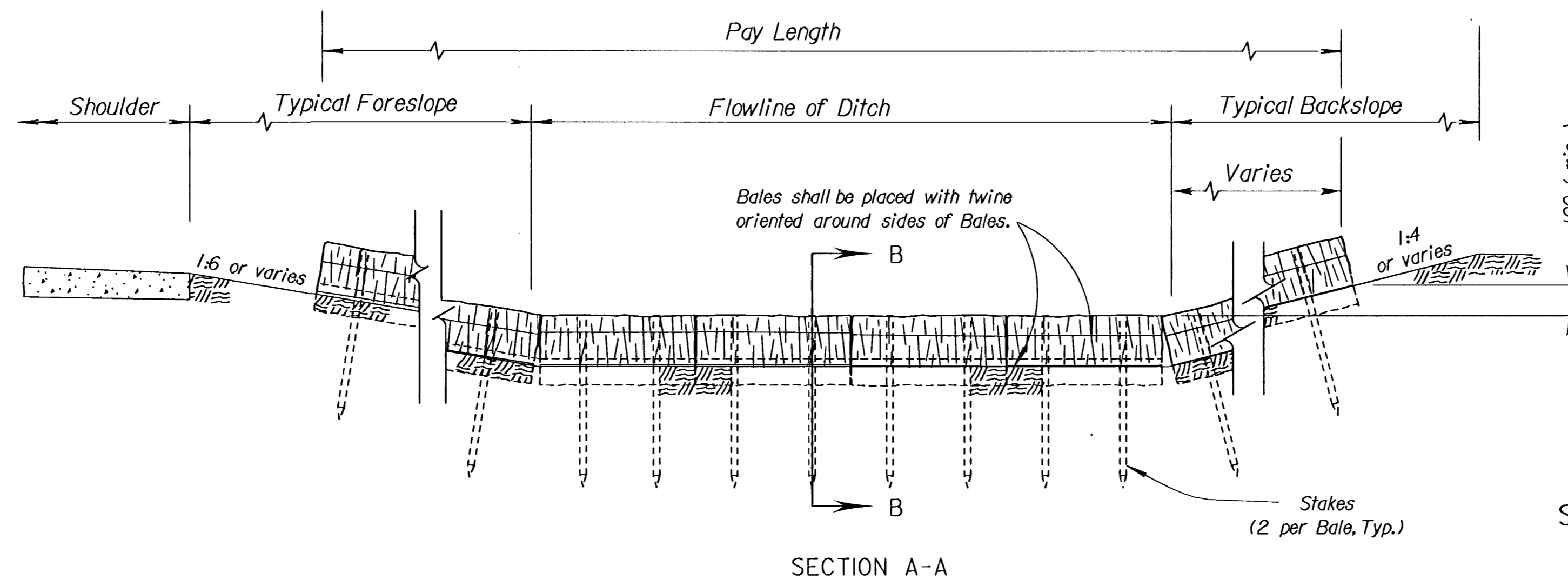
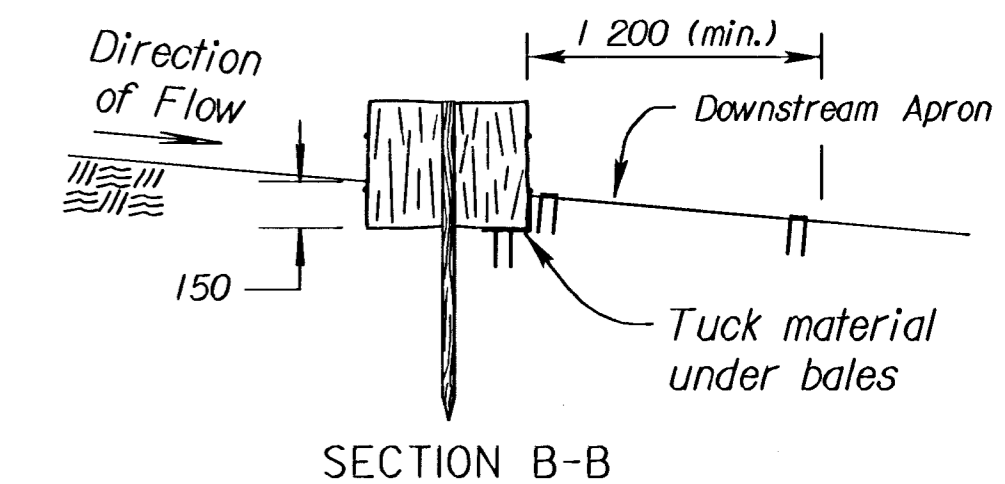
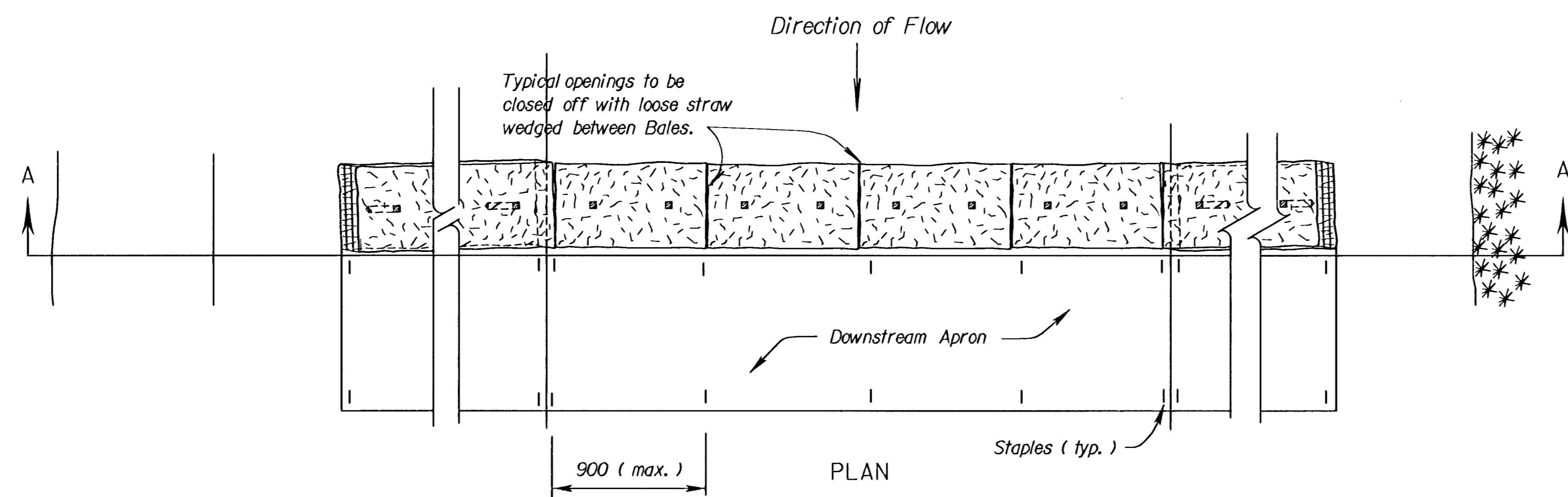


STATE	PROJECT NO.	YEAR	SHEET NO.	TOTAL SHEETS
KANSAS	87 N-0203-01	2003	31	48



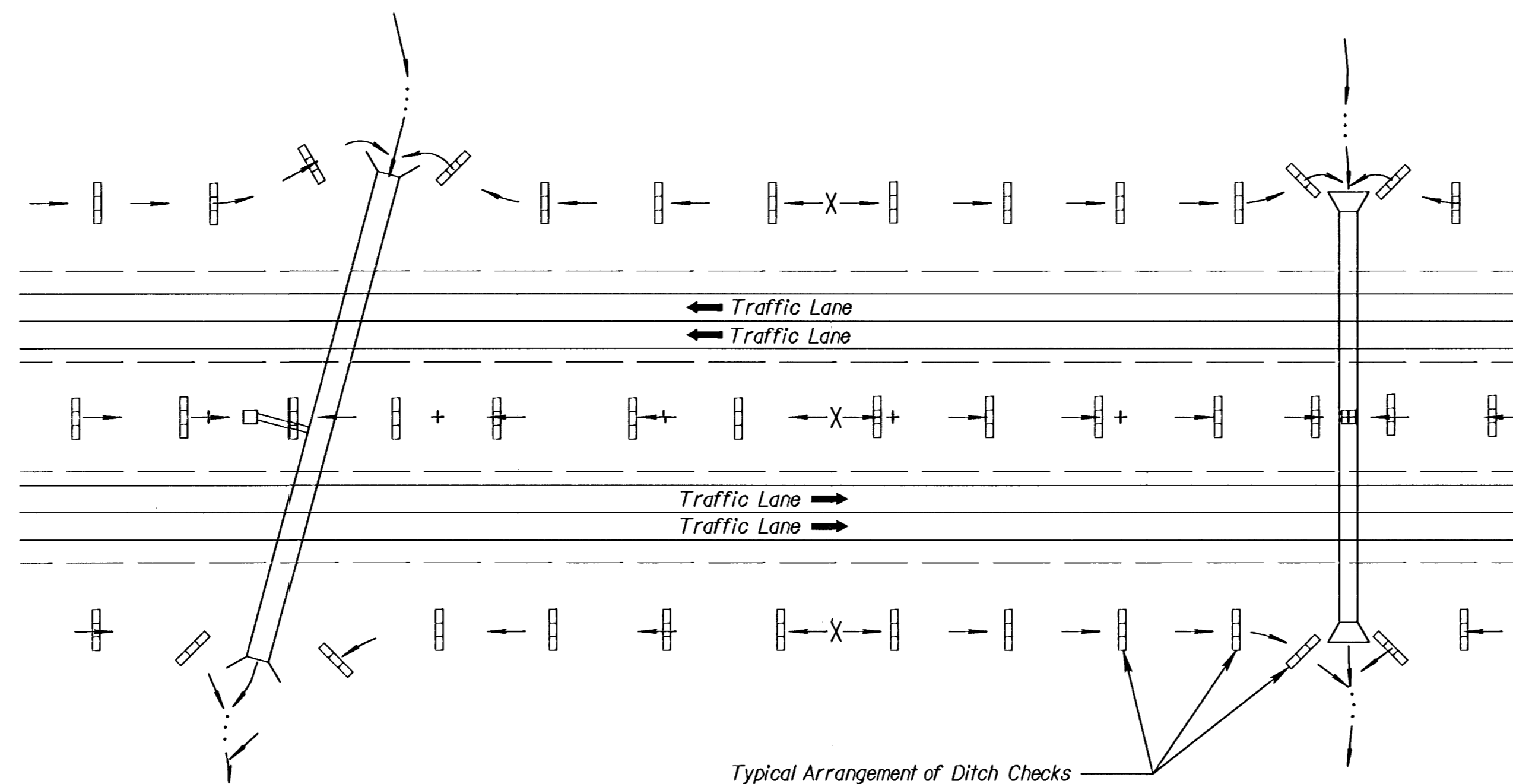
STRAW OR HAY BALE DITCH CHECK  
NO SCALE

STRAW OR HAY BALE NOTES:

1. Place bales tightly together, with loose straw or hay wedged between bales to close off openings.
2. Wood stakes shall be 50 mm x 50 mm (nom.) x 1 200 mm (min.) long.
3. Use as many bales as necessary to completely block the ditch and to prevent water from flowing around the ends of the ditch check.
4. Use only twine to bind bales. The use of wire binding is prohibited because it does not readily biodegrade.
5. Use silt fence material as the downstream apron to prevent scour below the ditch check.
6. Wire staples shall be 150 mm long by 25 mm wide, minimum.

TEMPORARY DITCH CHECK SPACING	
DITCH & SLOPE (%)	SPACING INTERVAL (METERS)
1.0	61
2.0	30
3.0	20
4.0	15
5.0	12
6.0	10

NOTE: Use this spacing for all except Rock Ditch Checks.



TYPICAL DITCH CHECK LAYOUT PLAN  
NO SCALE

GENERAL NOTES:

- 1) The choice of ditch check methods is at the option of the Contractor.
- 2) Use only rock checks in situations where the ditch slope exceeds 6 percent.
- 3) Ditch checks damaged by Contractor's negligence, including improper maintenance or lack of maintenance, shall be repaired by Contractor at no extra cost to KDOT.

5				
4				
3				
2				
1	5/10/99	Revised Standard	WCL	RDR
NO.	DATE	REVISIONS	BY	APP'D

KANSAS DEPARTMENT OF TRANSPORTATION  
TEMPORARY EROSION AND POLLUTION CONTROL  
STRAW OR HAY BALE DITCH CHECKS

LA852E SI				
F.H.W.A. APPROVAL	5/20/99	APP'D	Richard D. Ross	
DESIGNED	WCL	DETAILED	WCL	QUANTITIES
DESIGN CK.	RDR	DETAIL CK.	RDR	QUAN. CK.
			TRACE CK.	WCL

Drawn By: mark  
 DGN File: g:\CIVIL\101079\03\N\6852esi.dgn  
 View: PLOT 1  
 Plotted: 07/27/03