






MATERIALS PALETTE

Contractor to coordinate with Mathew Paints to select the appropriate color match. Contractor shall be responsible for supplying samples for all colors and materials within the palette to the client for approval.

Color	White	Color match: OSB, M90, V63, K50	Color match: OSB, M90, V2, M0	White	4134SP Brushed Aluminum LRV: 89.2
					
	(W) White	(G) Gray	(G) Green	(MR) White - Reflective	(S) Silver
Materials:	Mathews Paint	Mathews Paint	Mathews Paint	3M 3500 High Intensity Retro-Reflective	Mathews Paint
Process:	Surface primed with Mathews Polyurethane Clear Coat (UV protectant and Graffiti resistant)	Surface primed with Mathews Polyurethane Clear Coat (UV protectant and Graffiti resistant)	Surface primed with Mathews Polyurethane Clear Coat (UV protectant and Graffiti resistant)	Surface primed with Mathews Polyurethane Clear Coat (UV protectant and Graffiti resistant)	Surface primed with Mathews Polyurethane Clear Coat (UV protectant and Graffiti resistant)


TYPOGRAPHY

Fabricator is responsible for acquiring project related fonts


Highway Gothic
Aa Bb Cc Dd Ee Ff Gg Hh Ii Jj Kk Ll Mm Nn Oo Pp Qq Rr Ss Tt Uu Vv Ww Xx Yy Zz 1234567890

Highway Gothic Wide
Aa Bb Cc Dd Ee Ff Gg Hh Ii Jj Kk Ll Mm Nn Oo Pp Qq Rr Ss Tt Uu Vv Ww Xx Yy Zz 1234567890


LOGO, OBJECT MARKERS, AND ICONS




The Greater Wichita Path Network symbol
(black mask is not part of design and only used for legibility)




City of Wichita, Kansas symbol
(black mask is not part of design and only used for legibility)



CITY OF WICHITA
KANSAS




On-Street Typical Arrow
(Standard MUTCD)



On-Street Sign Symbolology Samples
(Standard MUTCD)

Notes:

- Fabricator to provide material color swatches to project owner for approval prior to fabrication.
- Contractor is responsible for matching all colors and materials as specified and are required to provide color and material sample to the Project Owner for approval.
- All painted surfaces to receive UV and Anti-Graffiti coating. All retroreflective material to receive UV/Anti-Graffiti overlaminate, or owner approved equal.
- No substitute typefaces will be accepted. Set kerning tracks to visually approximate sign drawings. Kerning shown may vary from exact kerning used to create sign drawings. Refer to specific applications for type sizes and leading requirements.
- All on-street signs shall follow current MUTCD Standards, including typeface, size, arrows, and symbology.



- **GENERAL NOTES:**
- Shop drawings by the fabricator must be submitted for approval, prior to proceeding with fabrication for each sign face and footing details.
- The quality of fit and finish on the final product must meet or exceed the requirements of these documents. Any variations to design, materials, or fabrication methods must be approved by the Project Owner or Representative.
- Welds: All welds shall be ground smooth, paint all seams.
- Hardware: All fastening points to be prep and pre-drilled before attaching hardware. All exposed hardware shall be tamper proof fasteners.
- All exposed edges painted to match adjacent face.
- Colors shown are for reference only and are subject to the limitations of the printing process. Refer to referenced color systems contained within these drawings for actual specifications.
- Scaled examples shown are for reference only, and do not necessarily reflect actual site conditions. Detailed site surveys or in field verification by Project Owner is required prior to fabrication and installation.
- Messages shown in drawings are for general reference only. Refer to message schedules for actual required messages.

<p>DESIGNED: _____</p> <p>REVIEWED: _____</p> <p>DESIGN: _____</p> <p>PROJECT NO: _____</p> <p>SCALE: AS SHOWN</p>	<p>REVISIONS</p> <table border="1" style="width: 100%; border-collapse: collapse;"> <tr> <th>NO</th> <th>DATE</th> <th>ITEM</th> </tr> <tr> <td>1</td> <td>05.09.17</td> <td>MILEAGE AND SIGN 2324 ADDITION</td> </tr> <tr> <td>2</td> <td>07.11.17</td> <td>WAVENING DESIGN INTENT</td> </tr> </table>	NO	DATE	ITEM	1	05.09.17	MILEAGE AND SIGN 2324 ADDITION	2	07.11.17	WAVENING DESIGN INTENT
NO	DATE	ITEM								
1	05.09.17	MILEAGE AND SIGN 2324 ADDITION								
2	07.11.17	WAVENING DESIGN INTENT								
<p style="text-align: center;">alta PLANNING + DESIGN www.altaplanning.com</p> <p style="text-align: center;">711 SE Grand Avenue Portland, Oregon 97211 p.503.250.9692 f.503.250.9692</p>	<p>KEY NOTES:</p> <p>All improvements shall occur within public right of way. City to verify and approve final location. City to field verify location prior to installation. Contractor to verify exact locations for all underground and overhead utilities prior to installations and avoid all conflicts. Contractor to state locations and seek approval from Project owner prior to fabrication.</p>									
<p>City of Wichita Master Bicycle Plan Wichita, Kansas</p>	<p>SHEET NO: 25 OF 28</p>									