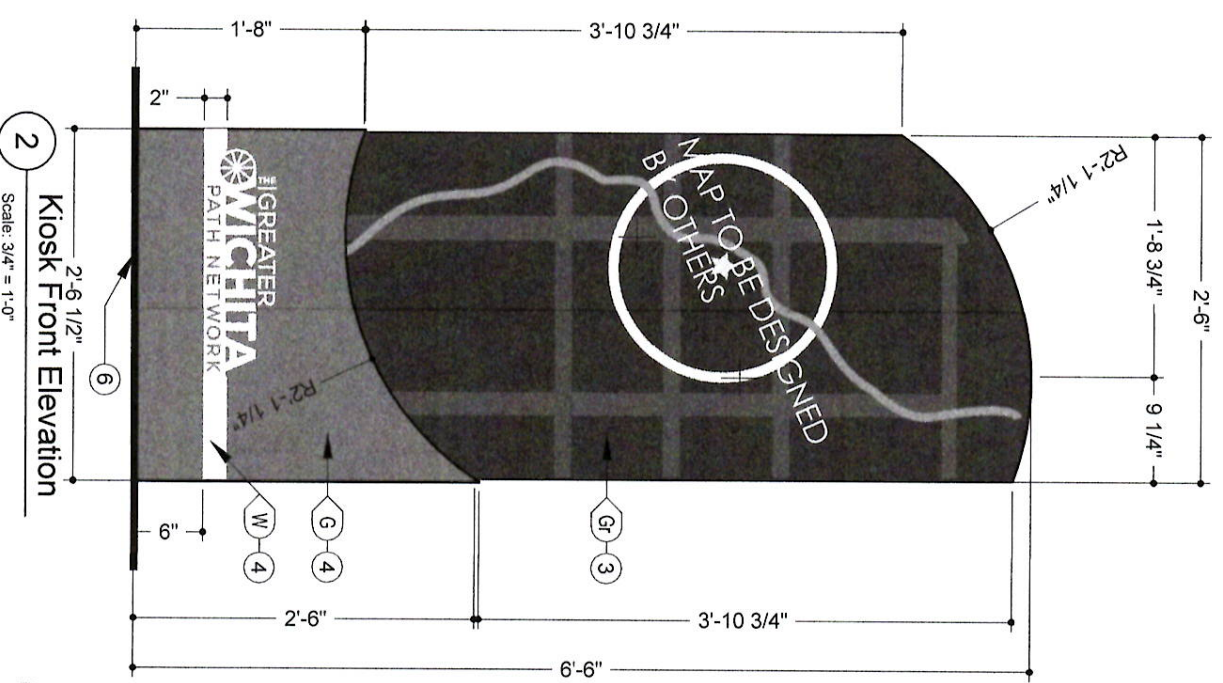
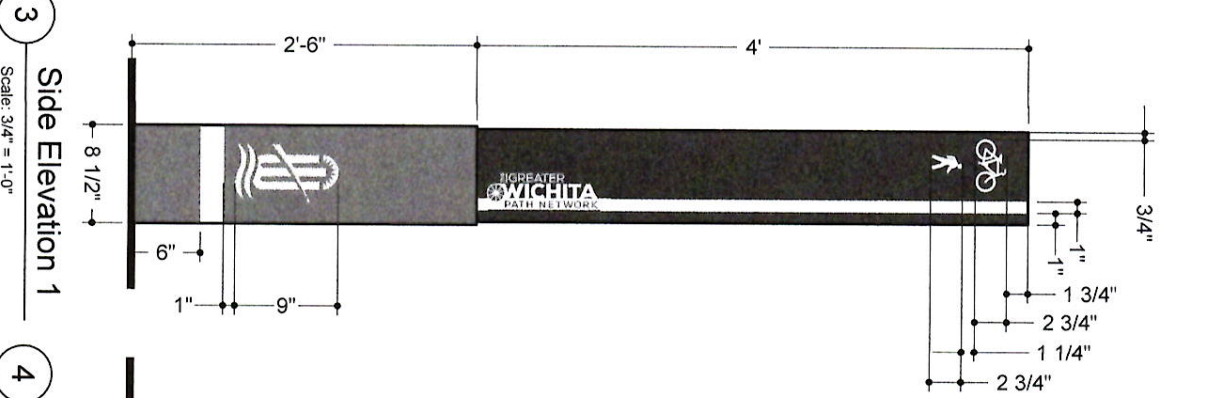


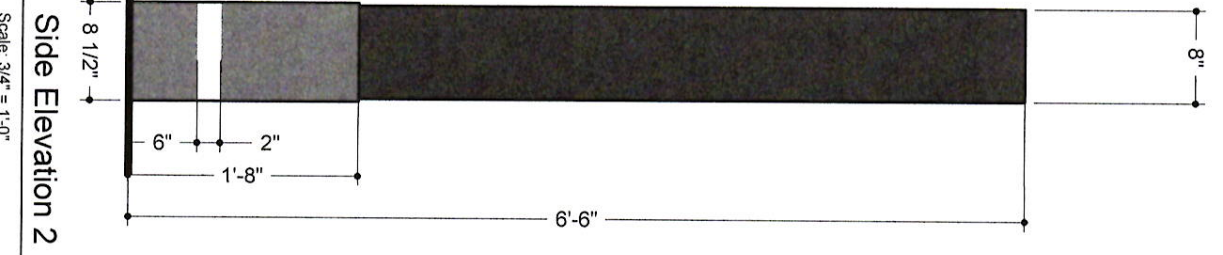
1 Off-Street Directional
Scale: 3/4" = 1'-0"



2 Kiosk Front Elevation
Scale: 3/4" = 1'-0"



3 Side Elevation 1
Scale: 3/4" = 1'-0"



4 Side Elevation 2
Scale: 3/4" = 1'-0"



OFF STREET DIRECTIONAL

1. SIGN PANEL

- MATERIAL: .080 aluminum
- FABRICATION PROCESS: Router cut
- EDGES: Routed, finished smooth
- GRAPHICS/TEXT: Single sided, sign will be digitally printed graphics on vinyl.
- COATING: Anti-graffiti and UV protection
- FASTENER: See Sheet 28 Detail 1 for Sign Mounting Detail

2. SIGN POST

- Footing design, depth, and detail shall be provided by the contractor and designed, in accordance with KSDOT and sealed by a professional engineer registered in the state of Kansas and shop drawing provided to client for approval.

KIOSK

3. SIGN PANEL

- MATERIAL: 1/4" thick aluminum plates welded into a sleeve.
- FABRICATION PROCESS: Router cut
- EDGES: Routed, finished smooth
- FABRICATION: Concealed welds
- GRAPHICS/TEXT: Double sided. Painted sleeve with digitally printed graphics on vinyl with UV laminate
- FINAL COATING: Matthews Clear Coat (UV protection and Graffiti resistant)
- FINISH: Base of the sleeve shall be flush with or buried below finished grade. If flush with concrete, the sleeve and concrete connection shall be sealed with clear epoxy.

4. BASE COLLAR

- BACK: Graphic map to be on the reverse side orient map with the direction of the top of the map.
- MATERIAL: 1/4" thick aluminum welded into a collar. Finished collar to be welded to sleeve.
- FABRICATION PROCESS: Router cut and concealed welds
- ALL EDGES: Routed, finished smooth, painted green.
- ATTACHMENT: Sealed with clear epoxy.
- GRAPHICS/TEXT: Digitally printed on vinyl with UV protection and Graffiti resistant.

5. INTERNAL FRAME

- MATERIAL: 1-3/4" square aluminum tubing
- FABRICATION PROCESS: Top of post to be cut to match inner sleeve radius to prevent horizontal and vertical movement. Cross braces can be added if required fabricator, per structural engineer. See Sheet 28 Detail 2.

6. CONCRETE BASE

- Internal frame tubing to be embedded in concrete base. Footing design, depth, and detail shall be provided by the contractor and designed, in accordance with KSDOT and sealed by a professional engineer registered in the state of Kansas and shop drawing provided to client for approval.

DESIGNED:		REVISIONS	
NO.	DATE	NO.	DATE
1	05.09.17	1	05.09.17
2	07.11.17	2	07.11.17

alta
PLANNING + DESIGN
www.altaplanning.com

711 SE Grand Avenue
Portland, OR 97205
P: 503.230.9892 F: 503.230.9892

KEY NOTES:

All improvements shall occur within public right of way. City to verify and approve final location.
City to field verify location prior to installation.
Contractor to verify exact locations for all underground and overhead utilities prior to installation and avoid all conflicts.
Contractor to stake locations and seek approval from project owner prior to diversion.