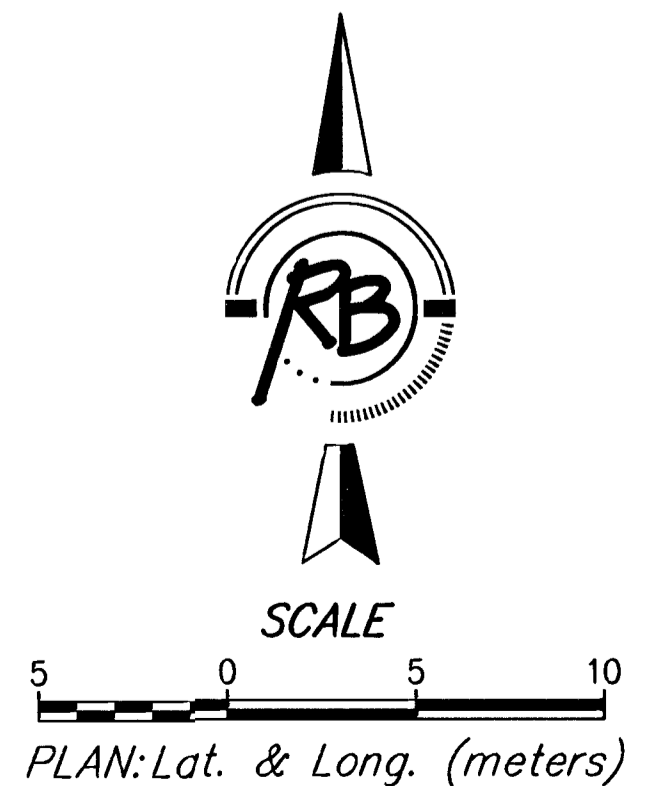
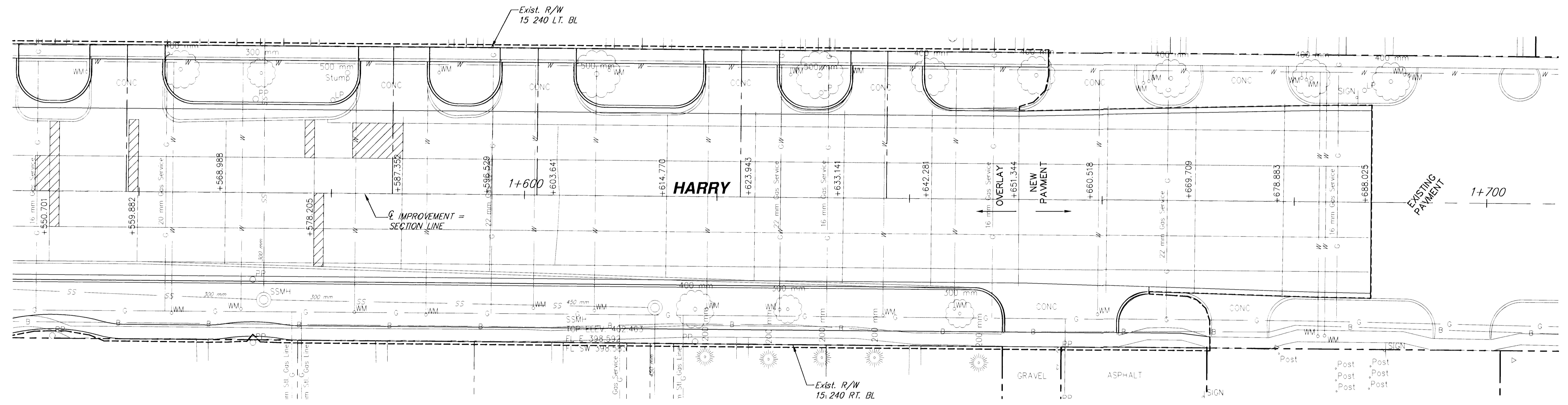



| FHWA REGION NO. | STATE | PROJECT NUMBER | FISCAL YEAR | SHEET NUMBER | TOTAL SHEETS |
|-----------------|--------|----------------|-------------|--------------|--------------|
| 7 | KANSAS | 87N-0191-01 | 2002 | 24 | 92 |

| DATE | BY |
|------|----|
| | |
| | |
| | |
| | |

SEE SHEET 5 FOR
JOINT REPAIR DETAILS.



**HARRY PAVEMENT REPAIR
STATION 1+550 TO STATION 1+682.240
WICHITA, KANSAS**



Ruggles & Bohm, P.A.
Engineering, Surveying, Land Planning

924 North Main
Wichita, Kansas 67203
www.rbkansas.com

(316) 264-8008
(316) 264-4821 fax
E-mail: info@rbkansas.com

| | | | | | |
|--------------|----------------|--------------|------|-------|--------------|
| DESIGN | MWS | REVISED | DATE | SHEET | TOTAL SHEETS |
| DRAWN | TEB | | | 24 | 92 |
| REVIEW | | | | OF | |
| UTILITY | | | | | |
| DRAWING FILE | PROJECT NUMBER | DATE | | | |
| PATCH10 | 472-83685 | Feb. 3, 2003 | | | |