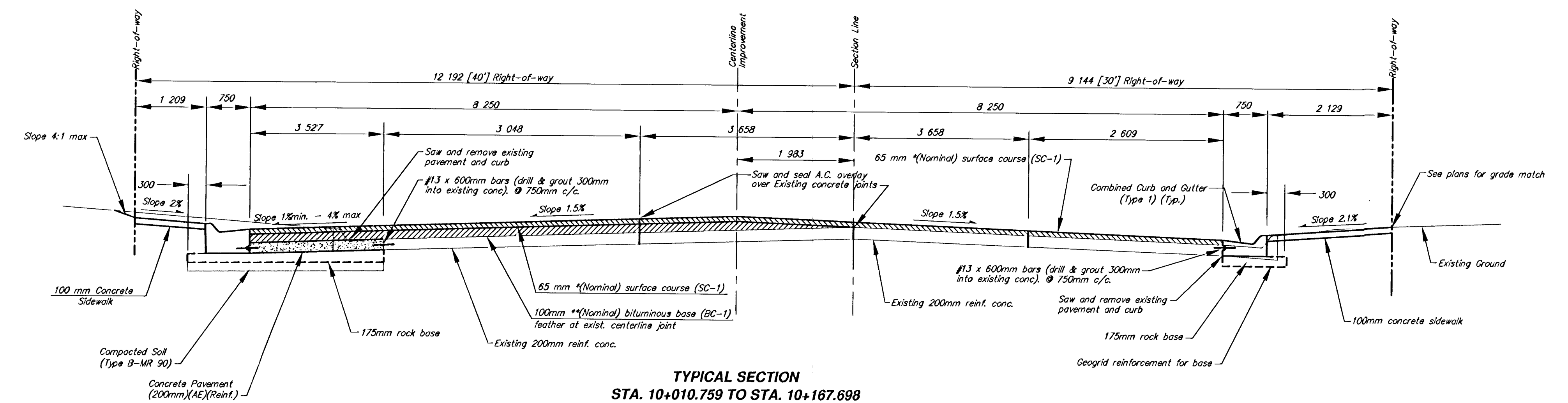
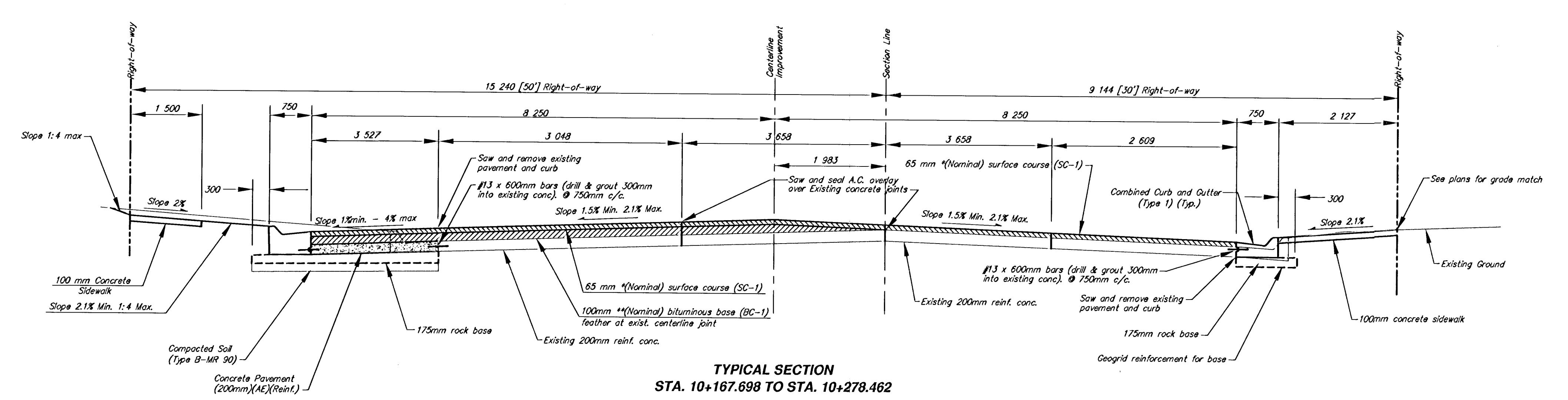


FHWA REGION NO.	STATE	PROJECT NUMBER	FISCAL YEAR	SHEET NUMBER	TOTAL SHEETS
7	KANSAS	87 N-0229-01 CMQ-N022 (901)	2002	4	62

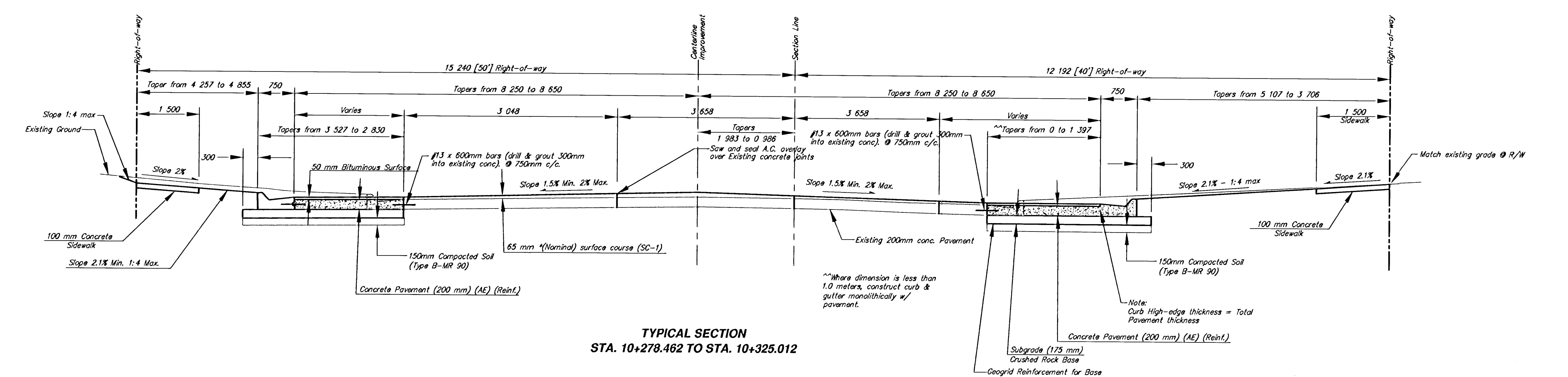


TYPICAL SECTION
STA. 10+010.759 TO STA. 10+167.698



TYPICAL SECTION
STA. 10+167.698 TO STA. 10+278.462

*Average thickness does not exceed 65mm.
**Average thickness does not exceed 100mm



TYPICAL SECTION
STA. 10+278.462 TO STA. 10+325.012

HARRY STREET IMPROVEMENTS
I-135 TO GEORGE WASHINGTON BLVD.
TYPICAL SECTIONS
WICHITA, KANSAS

Ruggles & Bohm, P.A.
Engineering, Surveying, Land Planning
924 North Main (316) 264-8008
Wichita, Kansas 67203 (316) 264-4621 fax
www.rbkansas.com E-mail: info@rbkansas.com

DESIGN: MWS
DRAWN: TEB
REVIEW: TEB
UTILITY: TEB
DATE: Feb. 3, 2004

DRAWING FILE: Typical Sections 2
PROJECT NUMBER: 472-83686

SHEET: 4 OF 62