









LEGEND

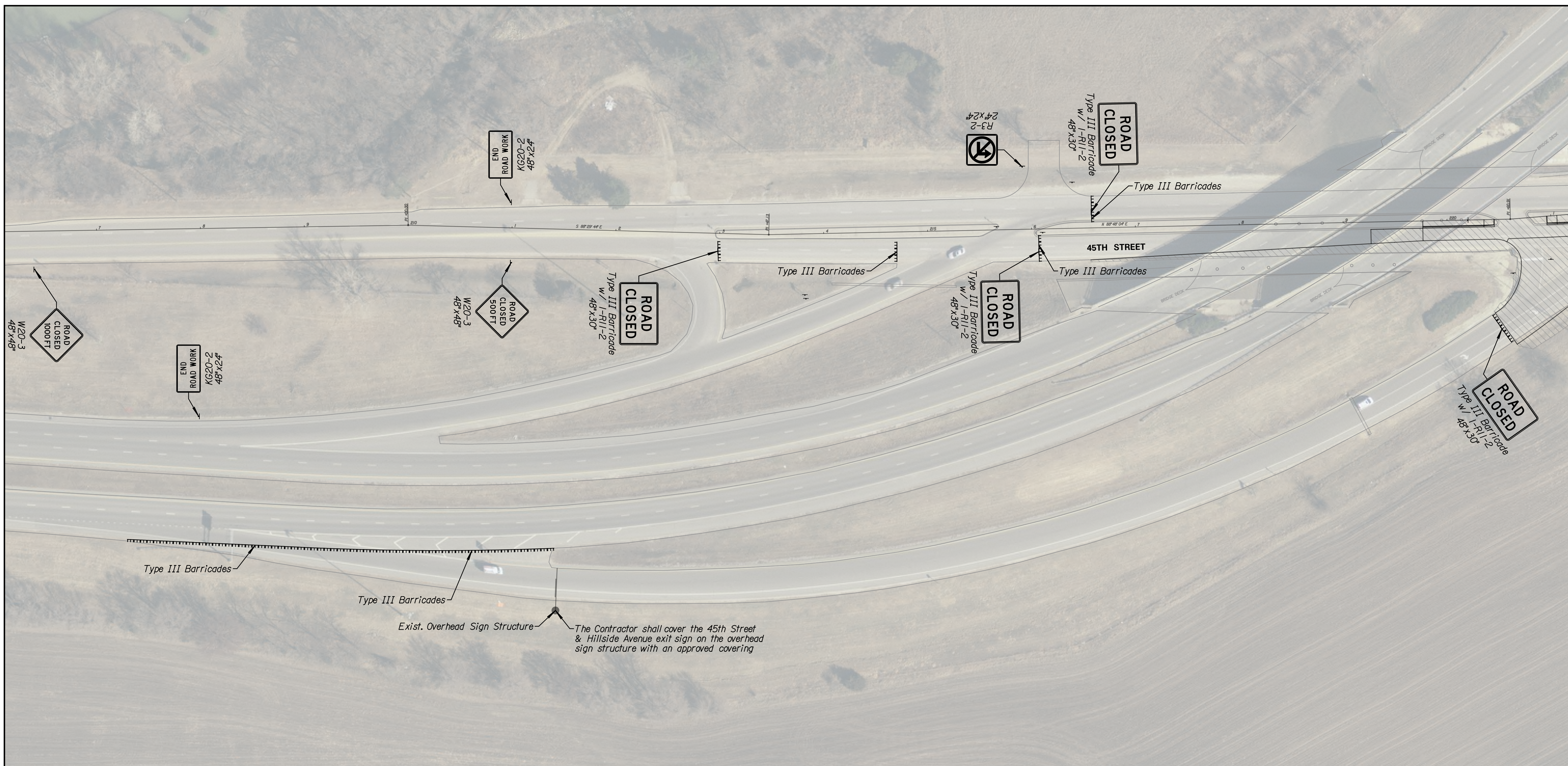
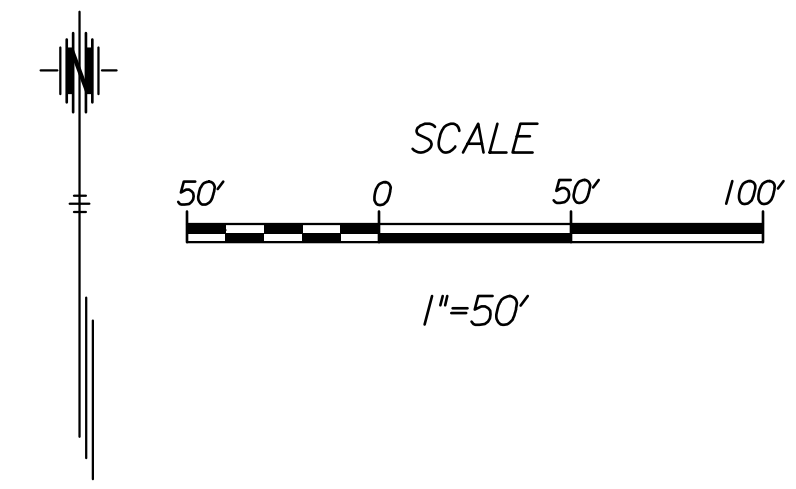
-  Phase 1a
-  Single Post/Skid Mounted Sign
-  Channelizer
-  Tubular Marker (36")
-  Type III Barricade
-  Type III Barricade w/ Sign
-  Portable Changeable Message Board
-  Pavement Marking Removal

Note:  
K1-104a and K1-105a shall be placed in the appropriate locations. For more details on K1-104a and K1-105a signs and sign placements, See Sheet 87

The Contractor shall see the detour overview maps for more information on the overall traffic control layout for the project. See Sheets 69 & 70

The Contractor shall ensure the Type III Barricades used to block off the K-254 off ramp are erected firmly and shall use extra sand bags to help secure the barricades as to eliminate the barricades from blowing or falling over into the travel lane of K-254 and causing an accident

The Contractor may alter the arrangement of any traffic control devices deemed necessary for the progress of the project. All changes shall be submitted to the Engineer for approval prior to the rearranging of devices.



**Tran Systems**  
 245 NORTH WACO  
 SUITE 222  
 WICHITA, KS 67202  
 PHONE: 316-303-3000  
 FAX: 316-303-0156

CONSULTANTS:

45TH & HILLSIDE  
 INTERSECTION IMPROVEMENT

CITY OF WICHITA

REVISIONS:	MARK	DATE	DESCRIPTION

PROJ NO: 87 N-0616-01  
 SCALE: 1"=50'  
 DATE: 10/9/2017  
 DESIGNED BY: TAU  
 DRAWN BY: TAU  
 CHECKED BY: MDB

SHEET TITLE:  
**TRAFFIC CONTROL PHASE 1A**

SHEET NO.  
**71**  
 SHEET 71 OF 166

tauumel  
 10/9/2017  
 1:38:18 PM - c:\transtransystems\paw\_bocall\transtransystems\paw\taumel\87N-0616-01-102.DGN