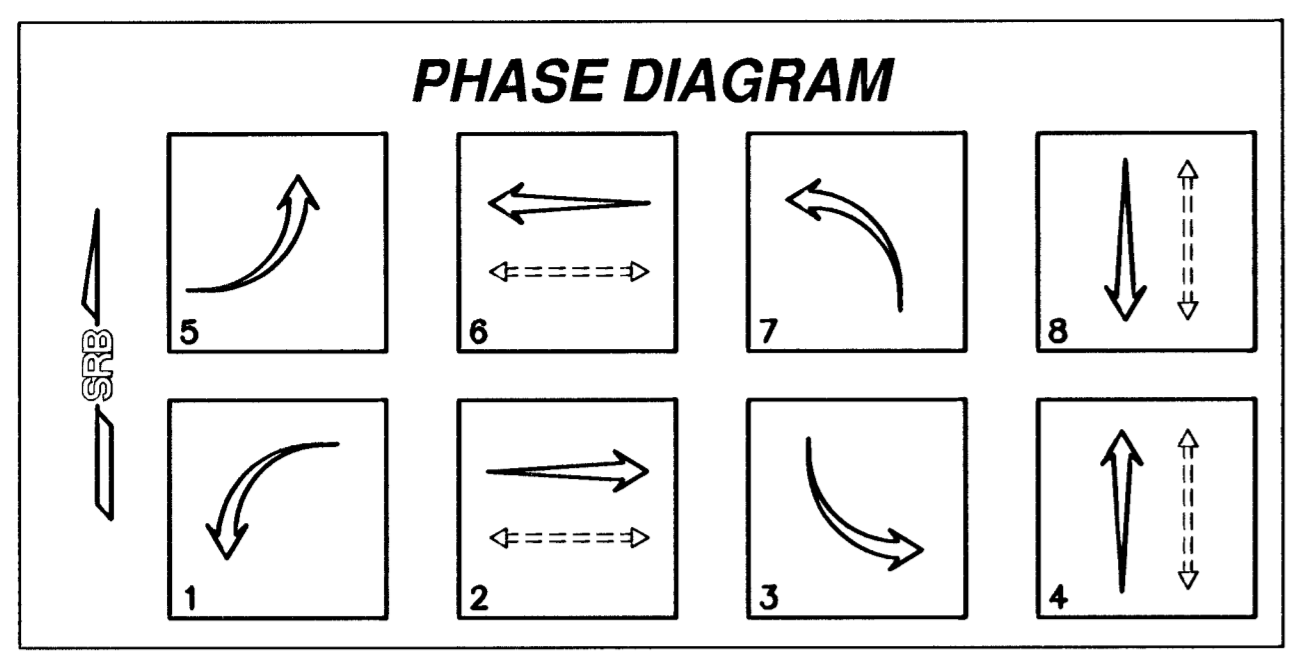


BY	DATE
REFERENCES NOTED	REFERENCES CHECKED

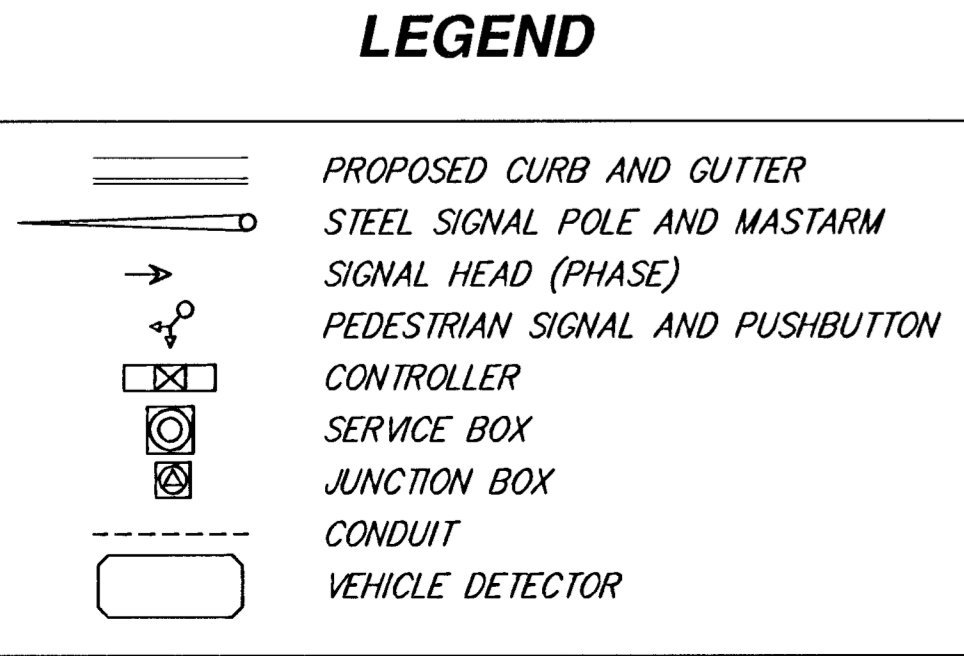
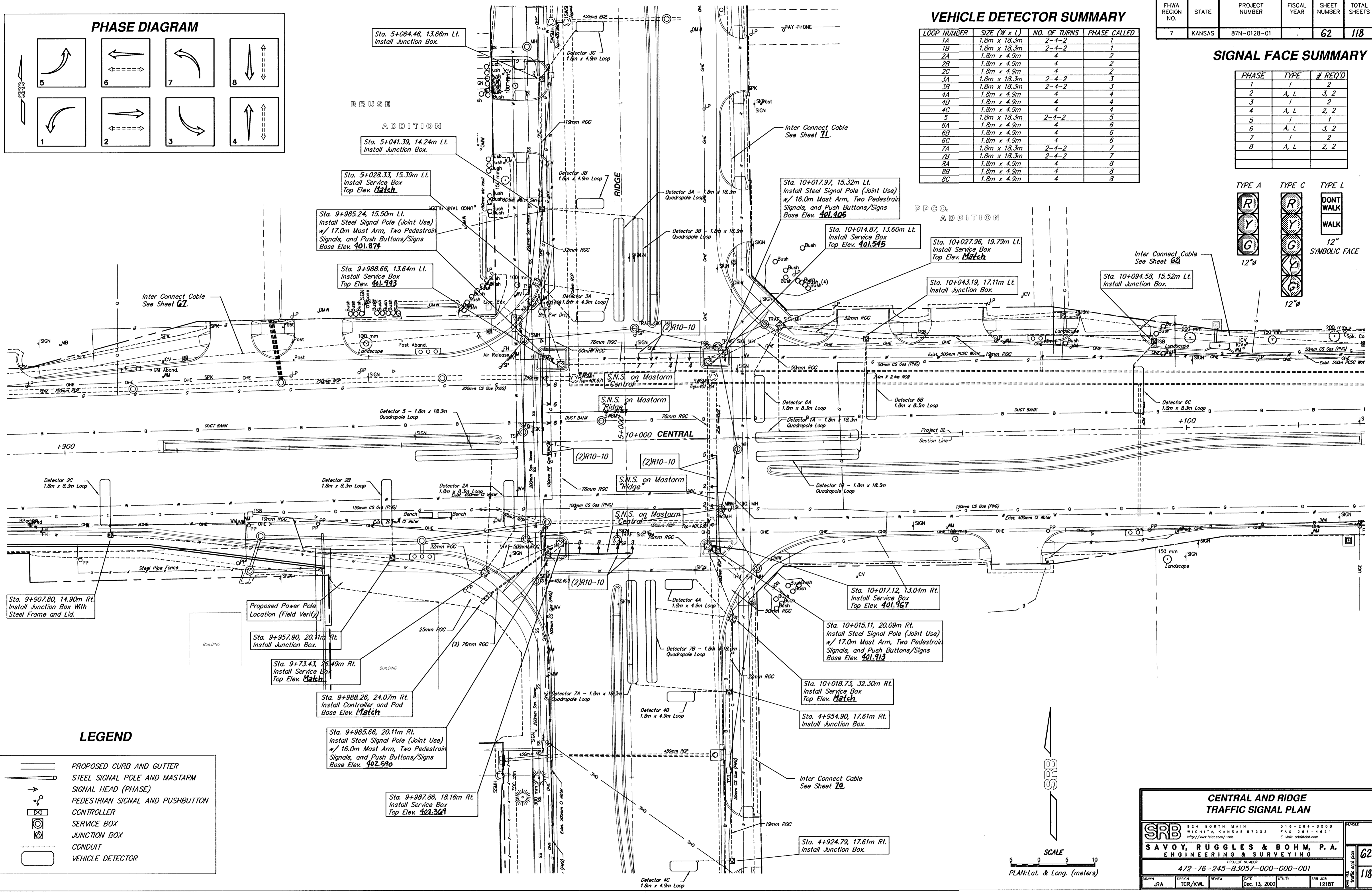
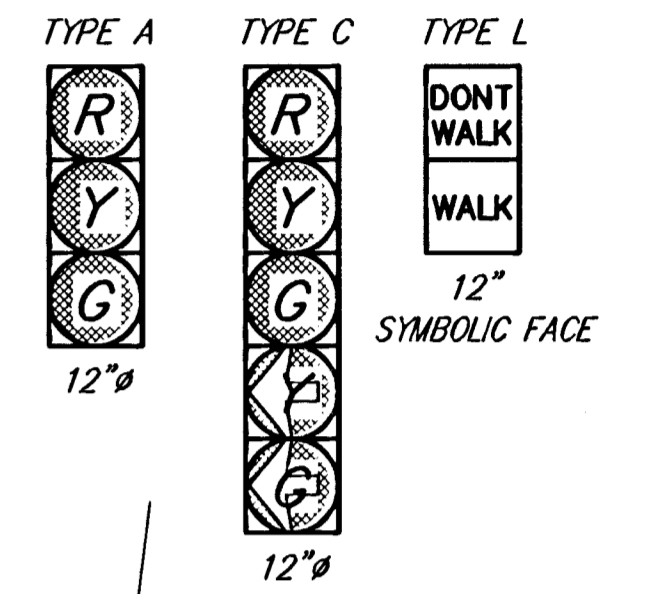


VEHICLE DETECTOR SUMMARY

LOOP NUMBER	SIZE (W x L)	NO. OF TURNS	PHASE CALLED
1A	1.8m x 18.3m	2-4-2	1
1B	1.8m x 18.3m	2-4-2	1
2A	1.8m x 4.9m	4	2
2B	1.8m x 4.9m	4	2
2C	1.8m x 4.9m	4	2
3A	1.8m x 18.3m	2-4-2	3
3B	1.8m x 18.3m	2-4-2	3
4A	1.8m x 4.9m	4	4
4B	1.8m x 4.9m	4	4
4C	1.8m x 4.9m	4	4
5	1.8m x 18.3m	2-4-2	5
6A	1.8m x 4.9m	4	6
6B	1.8m x 4.9m	4	6
6C	1.8m x 4.9m	4	6
7A	1.8m x 18.3m	2-4-2	7
7B	1.8m x 18.3m	2-4-2	7
8A	1.8m x 4.9m	4	8
8B	1.8m x 4.9m	4	8
8C	1.8m x 4.9m	4	8

SIGNAL FACE SUMMARY

PHASE	TYPE	# REQD
1	L	2
2	A, L	3, 2
3	L	2
4	A, L	2, 2
5	L	1
6	A, L	3, 2
7	L	2
8	A, L	2, 2



CENTRAL AND RIDGE TRAFFIC SIGNAL PLAN

SRB 924 NORTH MAIN 316-264-8008
WICHITA, KANSAS 67203 FAX 264-4621
http://www.feist.com/~srb E-Mail: srbs@feist.com

SAVOY, RUGGLES & BOHM, P.A.
ENGINEERING & SURVEYING

PROJECT NUMBER
472-76-245-83057-000-000-001

DRAWN: JRA DESIGN: TCR/KWL REVIEW: DATE: Dec. 13, 2000 UTILITY: SRB: JCB
1218T

62
118

