

GENERAL PLANTING NOTES

- Prior to beginning any work on the site, the contractor shall contact the office of the Landscape Architect for specific instructions relevant to the sequencing of work. Report any issues in site conditions and construction that may affect the planting layout to the project architect prior to starting construction.
- Landscape contractor shall provide all labor, materials, and service necessary to furnish and install plantings as specified herein and as shown on these plans.
- No material substitutions shall be made without Landscape Architect's approval. Alternative materials of similar size and character may be considered if specified plant materials cannot be obtained. Landscape Architect reserves the right to revise plant list as deemed necessary.
- Landscape contractor is to stake all plant material (tree and shrub) locations as well as planter bed edge locations prior to installation. Contractor is to contact owner's representative for pre-installation conference and final approval of staking. Adjust plant locations only as necessary to avoid site conflicts.
- Utilities have been shown on the plan for rough location of services. Contractor shall locate all utilities before work. Locate exact utility locations by contacting utility locator services. Contractor will be responsible for the repair of any damage he may cause to utilities.
- General Contractor shall provide 4" of topsoil at all sod and planting areas. Any berms shown on plans are reflected on grading plan. Finish grading shall be performed by landscape contractor.
- When clay soil is encountered in the establishment of the lawn or the installation of the plant material it shall be improved in accordance with standard trade practice.
- Backfill for plant excavations to be clean natural soil, excavated from planting pits mixed with compost and well-rotted manure at a ratio of three (3) parts soil to one (1) part compost and well-rotted manure.
- Cultivate ground cover planting beds to a depth of 8". Till compost and well-rotted manure into the planting bed at the approximate ratio of one (1) part compost/ manure to three (3) parts soil.
- All plant materials shall be protected from the drying action of the sun and wind after being dug, while being transported, and while awaiting planting. Balls of plants which cannot be planted immediately shall be protected from drying action by covering them with moist mulch. Periodically, apply water to mulch-covered balls to keep moist. If planting should occur during growing season, apply anti-desiccant to leaves before transport to reduce likelihood of windburn. Reapply anti-desiccant after planting to reduce transpiration.
- After planting is completed, repair injuries to all plants as required. Limit amount of pruning to a minimum necessary to remove dead or injured twigs and branches. Prune in such a manner as not to change natural habit or shape of plant. Make cuts flush, leaving no stubs. Cuts of one inch (1") or more to be painted with tree paint. Central leaders shall not be removed.
- Tree trunks shall be straight.
- Plant groundcover/ perennials within one foot (1') of trunk of trees or shrubs planted within area. Planting arrangements shall be triangular, with proper on-center spacing between plants.
- Planting beds are to be free of weeds and grass. Treat planting beds with a pre-emergent herbicide prior to planting. Apply in accordance with standard trade practice. Do not apply herbicide in perennial beds.
- The contractor shall provide all water, watering devices and labor needed to irrigate plant materials until acceptance of plant materials as described within specifications. The contractor shall supply enough water to maintain the plant's healthy condition.
- Use hardwood chip mulch in all planting beds. Landscape contractor shall submit a sample of mulch for approval prior to starting construction. Size of material to range from 1" to 3" only. Place 3" to 4" of mulch in all shrub beds. Place 1" of mulch in groundcover beds. Place 4" of mulch in all tree saucers.
- Remove all rubbish, equipment and material and leave the area in a neat, clean condition each day. Maintain paved areas utilized for hauling equipment and materials by other trades in a clean and unobstructed condition at all times. Remove soil or dirt that accumulated during or as a result of planting operations each day.
- All plants shall be inspected by the owner and Landscape Architect at substantial completion. Contractor shall replace immediately any plants not in healthy and vigorous condition at that time at no expense to the owner.
- Any vegetated areas disturbed by the construction process must be restored by repairing the soil bed and reestablishing original plantings.
- Landscape contractor is required to remove the tree stakes and all dead wood on trees one year after provisional/ final acceptance.
- All trees shall be callipered, and undersized trees shall be rejected.
- Any deviation to the approved final landscape plan shall require the written approval of the Landscape Architect prior to installation.
- If shown, contractor shall verify the amount of plant materials shown on the plans matches the quantity shown on the plant schedule. Quantities listed on plans supersede those on plant materials list. Report any discrepancies to the Landscape Architect immediately.
- Fertilize all plant materials and turf with Milorganite fertilizer at manufacturers recommended rate.
- Apply Myke (or equal) Mycorrhizal fungi to plant material per the manufacturers instructions.

NATIVE GRASS PLANTING NOTES

- Submittals**
- Product Data: for each type of product indicated
 - Certifications of grass seed, from seed vendor for each species and variety, and provide percentage of purity, germination, and weed seed. Include percentage of purity, germination, and percentage of weed seed. Include year of production and date of packaging.
 - Planting Schedule- Indicate anticipated planting dates for seed installation.
- Native Grass Establishment and Maintenance**
- Landscape contractor to provide 2 year maintenance agreement, as outlined below, for native grass and wet mesic prairie mix, to establish planting areas.
 - Begin maintenance immediately after each area is planted and continue until acceptable stand is established, but for not less than two full growing seasons and a late winter mowing the following year.
 - At the beginning of the following season (March 1 to April 1), the natives shall be mown to the ground.
 - Maintain and establish natives by weeding, mowing, replanting, and other operations. Regrade, prep, and replant bare or eroded areas to produce a uniform stand.
 - Mow broadleaf weeds and all areas with weed competition when weed heights reach 8" or sooner as needed to prevent annual grass seed production. Do not scalp ground or mow shorter than 3 inches. Mow 5 times the first year until establishment has occurred. Mow as required the second year to prevent broadleaf weeds from establishing.
 - Broadcast and rake into bare soils in areas inaccessible to a drill. It is suggested that the contractor water in newly planted areas that are broadcast for best results in ensuring a good stand. If rainfall doesn't occur within 2 weeks after seeding, temporary watering is considered subsidiary to project.
 - Plant seed between March 25th and April 10th (preferred) between February 15th and may 1st (acceptable).
 - Drill native seed into existing cover crop at specified rates. Use a drill specifically suited for fluffy native seed. Use a native grass drill with packer wheels or a cultipacker roller behind to firm the soil after the seed is planted. A conventional drill will not work and should not be used. Seeding depth should be 1/2". Use milorganite fertilizer applied at the manufacturer's recommended rate. Apply prairie hay mulch immediately after planting. Anchor mulch by crimping into topsoil with suitable mechanical equipment.
 - At all locations where native grass seed mix, wildflower seed mix, or wet mesic prairie seed mix occurs, immediately upon seeding, mulch with prairie hay at a rate of 2 tons/acre. All mulch shall be anchored by crimping into the topsoil with suitable mechanical equipment. Anchoring of mulch shall be sufficient to prevent blowing or washing away of materials.

Satisfactory Native Stand

- Both within one full growing season and at the end of the maintenance period, a healthy, well-rooted, viable native stand has been established, free of bare areas greater than 2 square feet in size and failing to receive 85% coverage.
- Reestablish native stands that do not comply with requirements and continue maintenance until native stands are satisfactory.

LEGEND

- 00.50 PROPOSED TOP OF CURB ELEVATION
- 00.00 PROPOSED FLOWLINE OF CURB ELEVATION
- 00.50FL FLOWLINE OF STORM SEWER
- 00.50 PROPOSED PAVEMENT ELEVATION
- 00.3 PROPOSED GROUND ELEVATION
- 5830 EXISTING MAJOR CONTOUR
- 5829 EXISTING MINOR CONTOUR
- 5830 PROPOSED MAJOR CONTOUR
- 5829 PROPOSED MINOR CONTOUR
- CONSTRUCTION WORK LIMITS
- BREAKLINE

* = MATCH EXISTING CONTRACTOR SHALL VERIFY ALL EXISTING ELEVATION AND REPORT ALL DISCREPANCIES TO THE ENGINEER PRIOR TO CONSTRUCTION.

Wildflower Seed Mix

BOTANICAL NAME	COMMON NAME	% MIX
Aster tanacetifolia	Prairie Aster	
Centaurea cyanus	Cornflower	
Cheiranthus allionii	Siberian Wallflower	
Coreopsis lanceolata	Lance-Leaf Coreopsis	
Coreopsis tinctoria	Plains Coreopsis	
Cosmos sulphureus	Sulphur Cosmos	
Cosmos bipinnatus	Wild Cosmos	
Echinacea purpurea	Purple Coneflower	
Exchscholzia californica	California Poppy	
Gallardia aristata	Perennial Gaillardia	
Galliardia pulchella	Indian Blanket	
Hesperis matronalis	Dame's Rocket	
Iberis umbellata	Candytuft	
Linum perenne lewisii	Blue Flax	
Linum rubrum grandiflorum	Scarlet Flax	
Nemophila menziesii	Baby Blue Eyes	
Oenothera lamarckiana	Evening Primrose	
Ratibida columnaris	Mexican Hat	
Ratibida columnaris yellow	Prairie Coneflower	

PLANT AT A RATE OF 1.5 LBS PER 1000 SF

PLANTING SCHEDULE

Botanical Name	Common Name	Plant Size	Container Size	Condition	Remarks
TREES					
Cercis canadensis var. texensis 'Oklahoma'	Oklahoma Redbud	3"	b&b		
SHRUBS					
Salvia x sylvestris 'Blue Hill'	Blue Hill Meadow Sage		#3	Container	Full & Healthy
Schizachyrium scoparium 'Minibluet'	Blue Heaven Little Bluestem		#1	Container	Full & Healthy

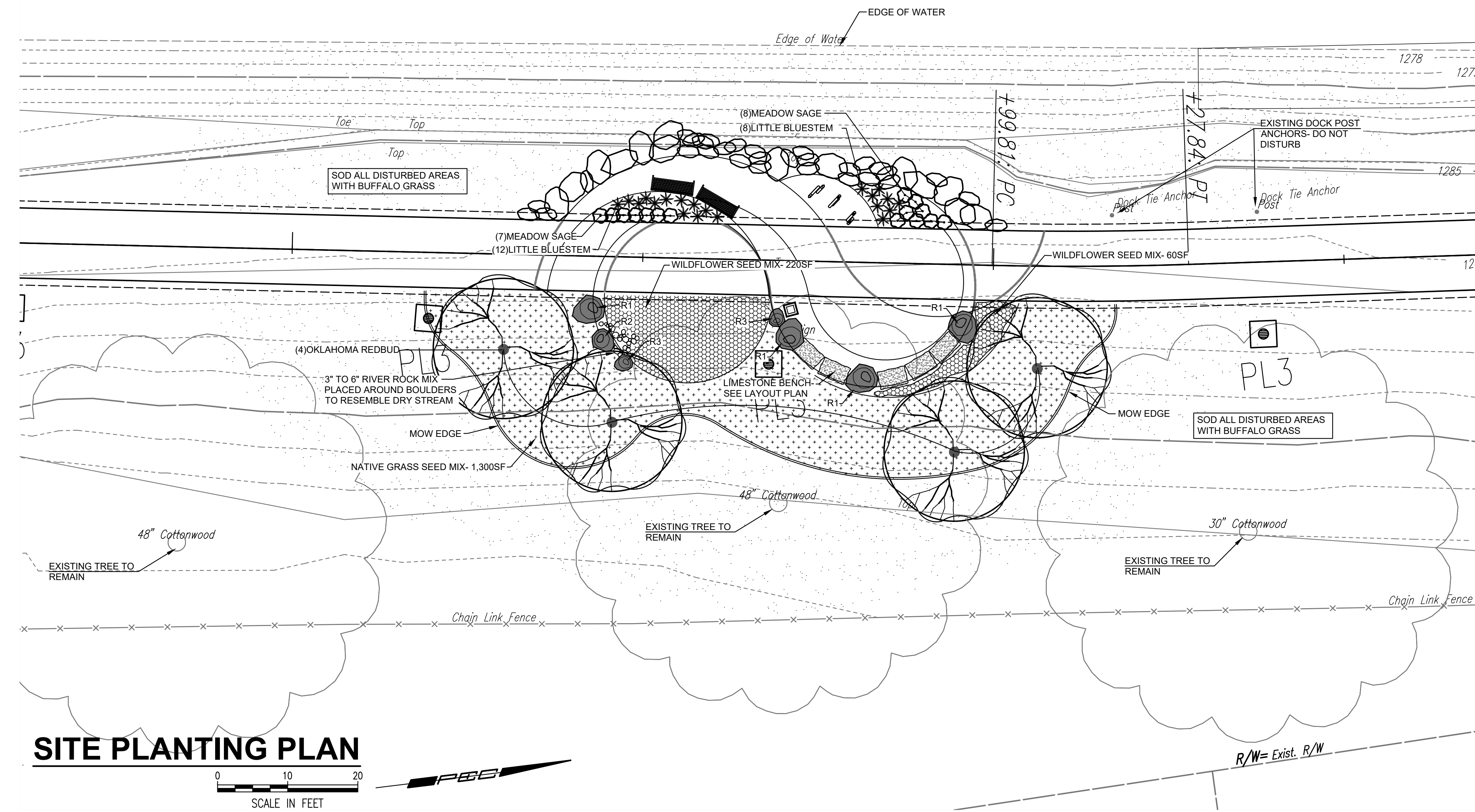
Native Grass Mix- Wet Mesic Prairie Mix

BOTANICAL NAME	COMMON NAME	% MIX
Bouteloua gracilis	Blue Grama	20
Carex annectans xanthocarpa	Yellow Fox Sedge	5
Carex frankii	Frank's Sedge	5
Carex vulpinoidea	Fox Sedge	10
Eragrostis trichodes	Sand Lovegrass	10
Glyceria striata	Fowl Manna Grass	10
Panicum virgatum	Switchgrass	10
Sorghastrum nutans	Indian Grass	10
Sporobolus heterolepis	Prairie Dropseed	20

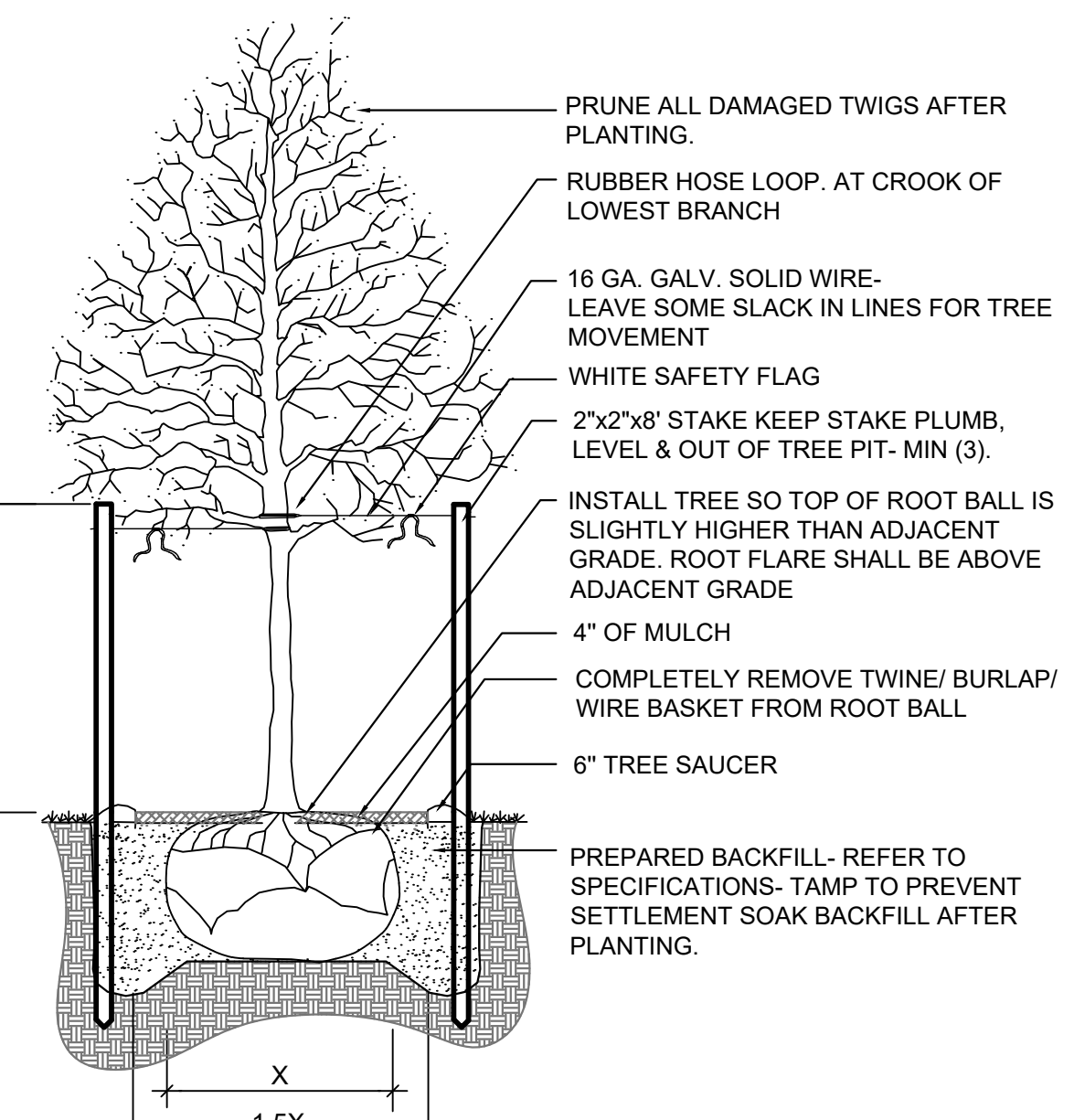
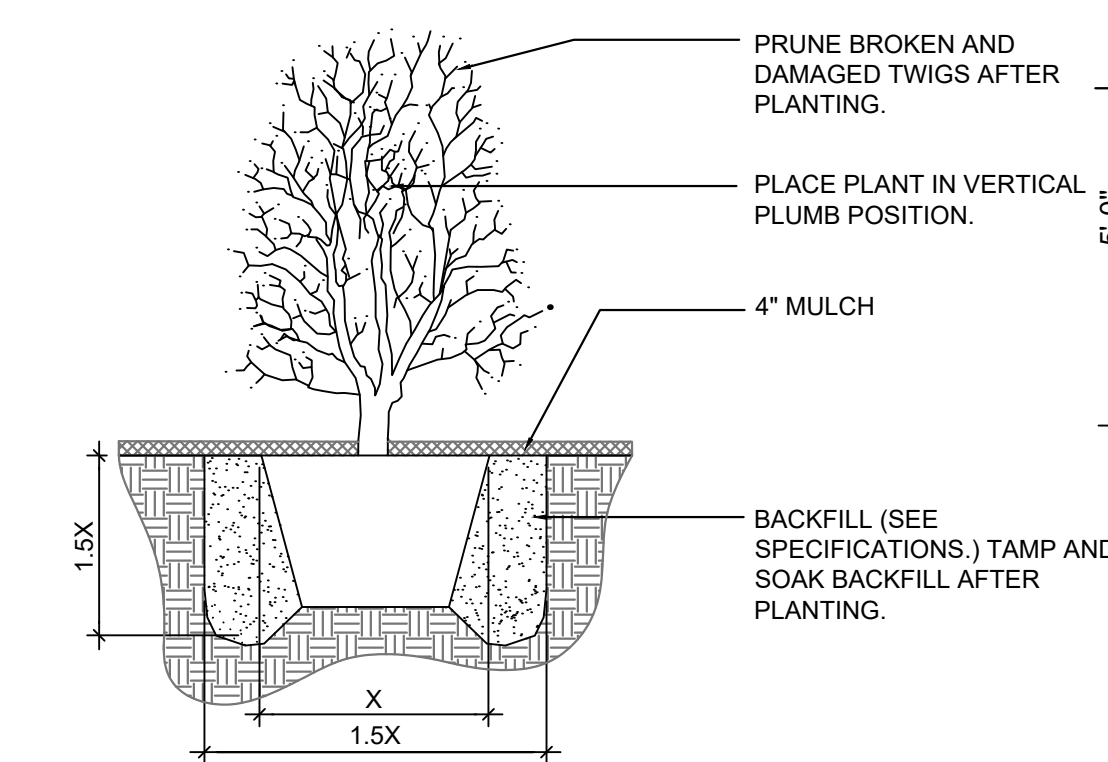
SEED 25 PLS (PURE LIVE SEED) POUNDS PER ACRE
INCLUDE ANNUAL RYE IN MIX AND PLANT AT A RATE OF 25 PLS POUNDS PER ACRE

MULCHING NOTE:

At all locations where native grass seed mix or wildflower seed mix occurs, upon seeding, immediately mulch with prairie hay at a rate of 2 tons/ acre. All mulch shall be anchored by crimping into the topsoil with suitable mechanical equipment. Anchoring of mulch shall be sufficient to prevent blowing or washing away of materials.




SITE PLANTING PLAN



A SHRUB PLANTING DETAIL

B TREE PLANTING DETAIL

Sowed 11-09-2017 12:43:38 PM by NICK STAB
Plot Scale 1:1 11-09-2017 4:58:11 PM by BUS
U:\Wichita-Civil\2016\160312\001\Main-Forms\Drawings\160312-001-11C-PAUSE POINT PLAN



Revision _____ By _____ Date _____

EAST BANK ARK RIVER-LINCOLN TO GANDER MOUNTAIN SIDEWALK IMPROVEMENTS

PAUSE POINT PLAN

GARY JANZEN, P.E. - CITY ENGINEER
CITY OF WICHITA PROJECT NO. 472-85303

PEC PROFESSIONAL ENGINEERING CONSULTANTS, P.A.
303 SOUTH TOPEKA WICHITA, KS 67202
316-262-2691 www.pec1.com

Designed by _____ Job No. 31-160312-001 Sht. 11 of 37
Drawn by _____ Date November 2017