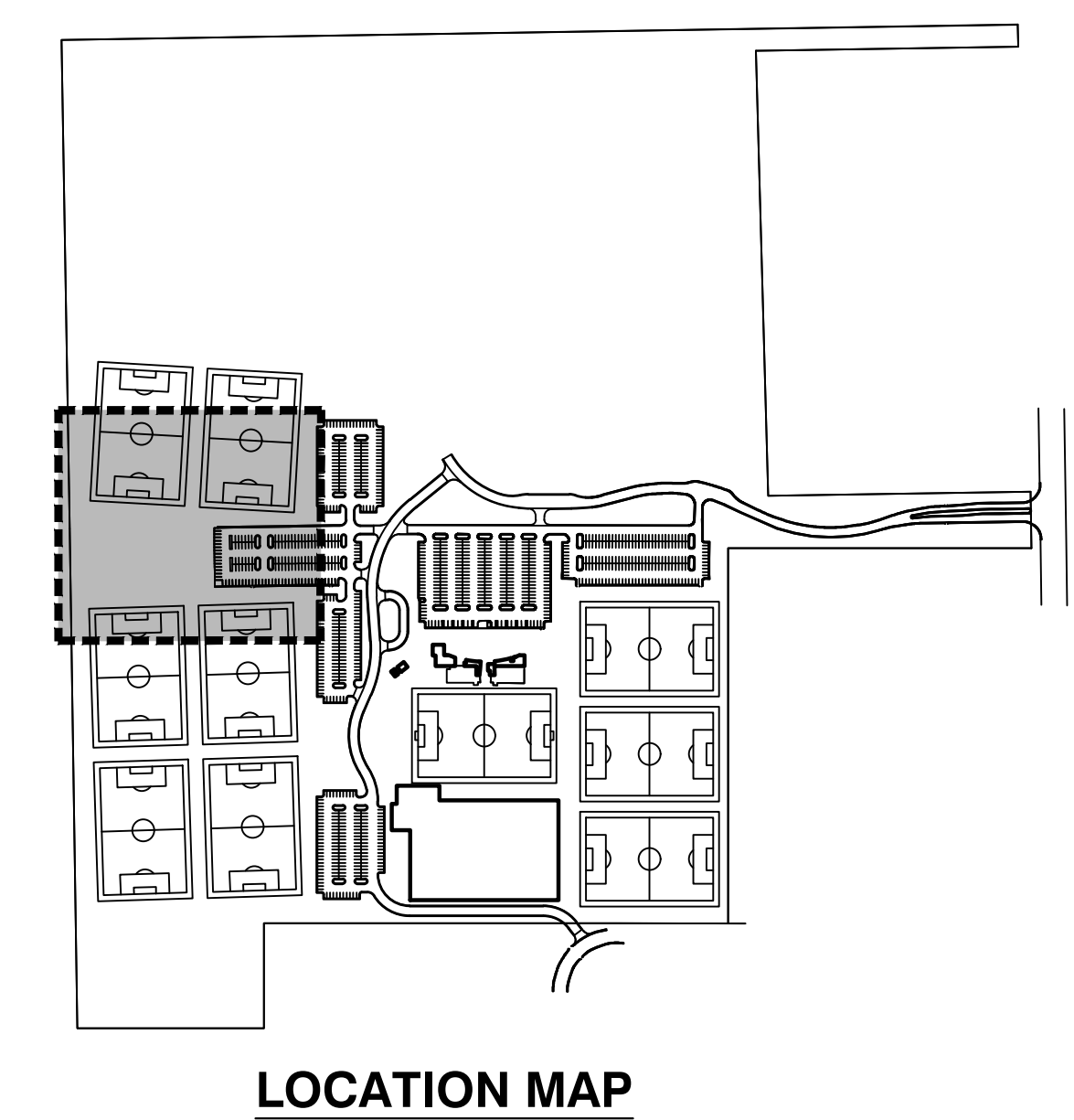
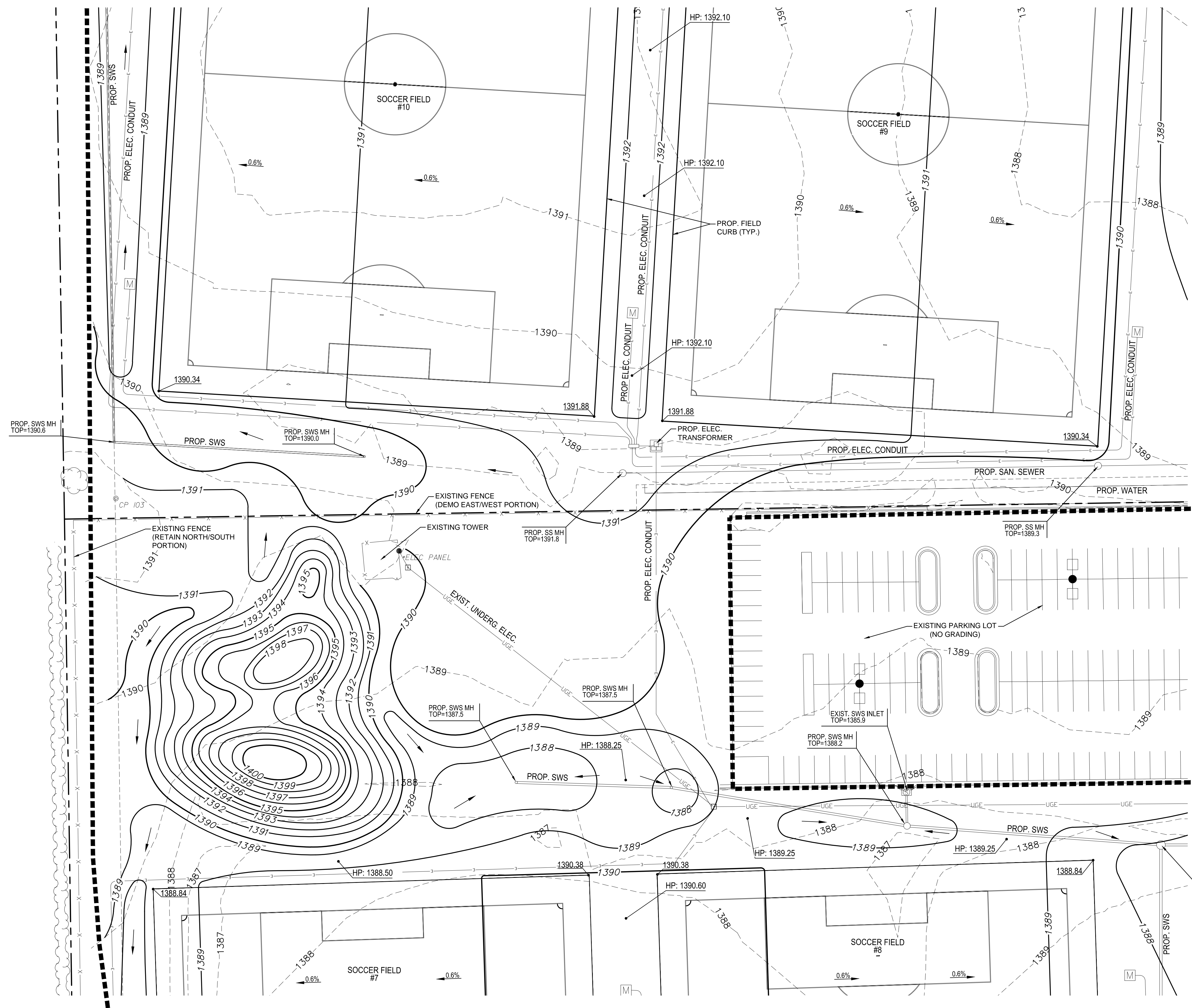
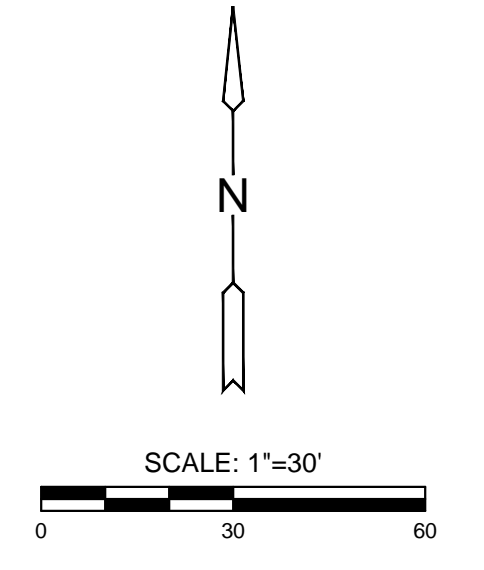


J:\PROJECTS\2017\1701010567_COW_STRYKER_170567_CAD\SH1505_DWG\GRD\170567-05-1201.DWG
 PLOTTED: Wednesday, January 10, 2018 @ 08:24AM



- LEGEND**
- — — — — EXISTING SANITARY SEWER
 - G — — — EXISTING GAS LINE
 - W — — — EXISTING WATER LINE
 - — — — — EXISTING STORM SEWER
 - O — — — PROPOSED STORM SEWER
 - E — — — PROPOSED ELEC. CONDUIT
 - XXXX — PROPOSED GRADES
 - XXXX — EXISTING GRADES
 - — — — — GRADING LIMITS
 - 0.8% — SLOPE ARROW
 - 29.50 — SPOT ELEVATION



NOTE:
 PROPOSED CONTOURS AND SPOT ELEVATIONS SHOWN ON THESE PLANS ARE FINAL SURFACE ELEVATIONS. CONTRACTOR SHALL BE RESPONSIBLE FOR MAKING ADJUSTMENTS FOR PAVEMENT THICKNESS, SUBGRADE THICKNESS, ARTIFICIAL TURF THICKNESS, MISC. REMOVALS, ETC.

* PAVEMENT SECTION (PARKING AND STREET PAVEMENT SECTION)
 10" PAVEMENT SECTION (5" ASPHALT ON 5" ROCK BASE)

* TURF SECTION
 6" TURF SECTION (6" AGGREGATE BASE BENEATH TURF FIELDS)



GRADING & UTILITY PLANS FOR
STRYKER SPORTS
 WICHITA, KANSAS



©2018
 MKEC Engineering
 All Rights Reserved
 www.mkec.com

These drawings and their contents, including, but not limited to, all concepts, designs, & ideas are the exclusive property of MKEC Engineering (MKEC), and may not be used or reproduced in any way without the express consent of MKEC.

GRADING PLAN
 2

PROJECT NO.	170567	
DATE	01-10-18	
SCALE	1" = 30'	
DESIGNED	DRAWN	CHECKED
JAG	DMM	MAB

0	ISSUED FOR CONST.	01-10-18
NO.	REVISION	DATE