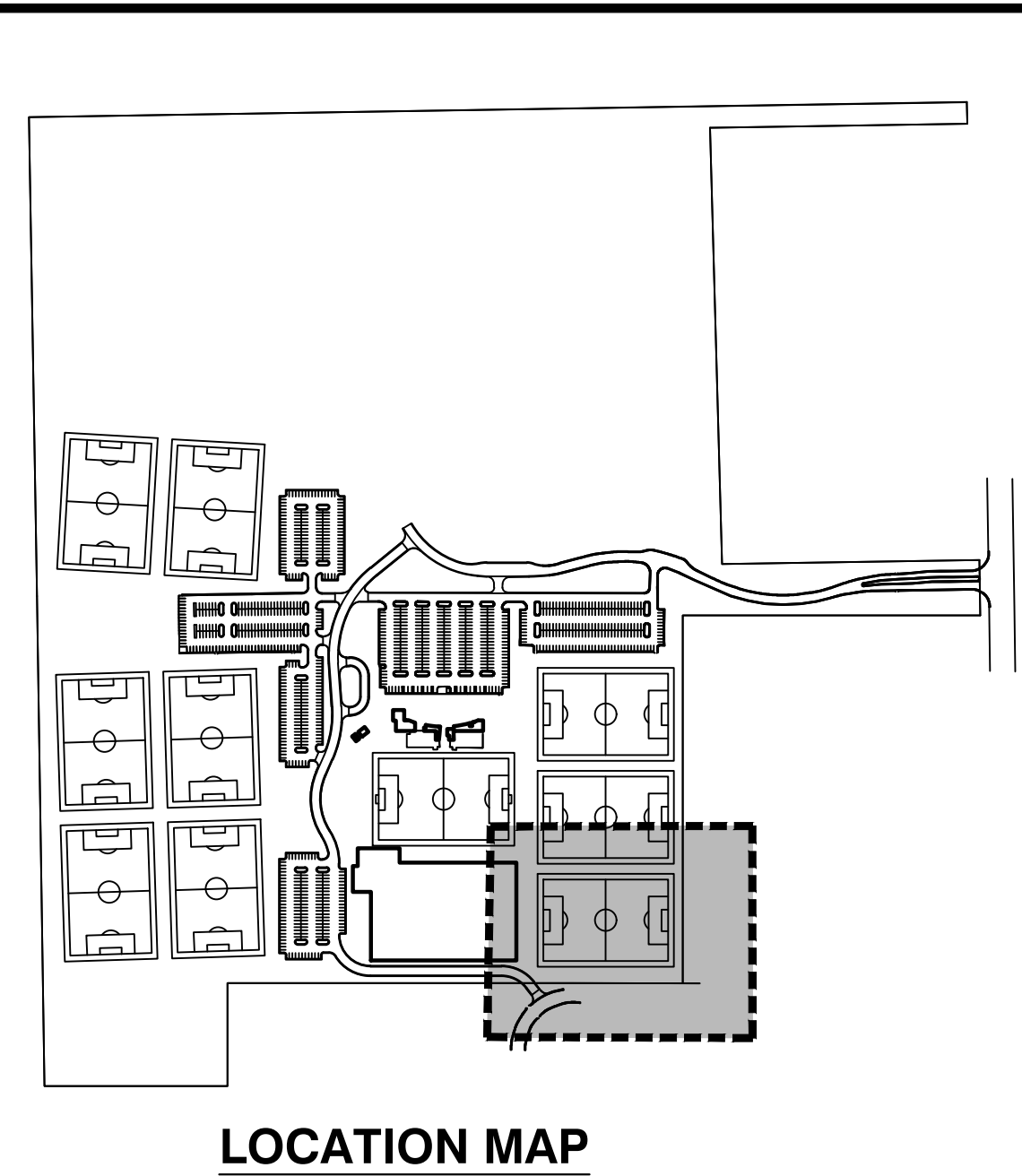
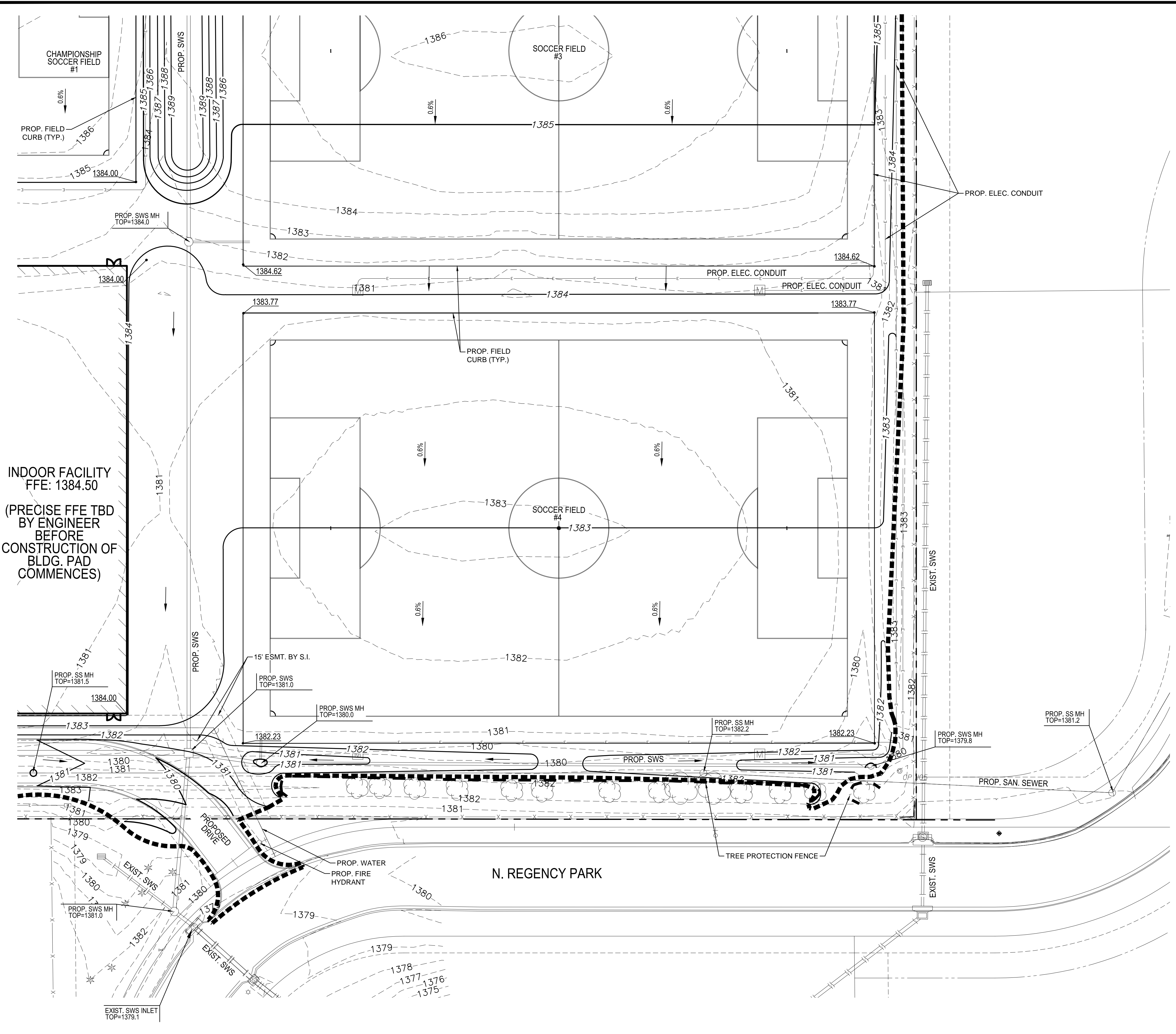
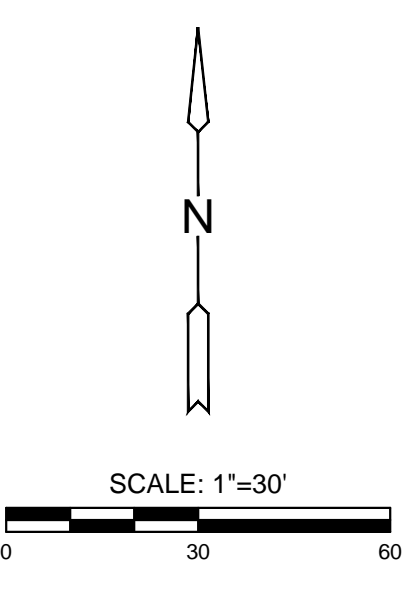


J:\PROJECTS\2017\10\10567_COW_STRYKER_170567_CAD\SH15\55_OVAL\GRD\170567-05-1201.DWG
 J:\PROJECTS\2017\10\10567_COW_STRYKER_170567_CAD\SH15\55_OVAL\GRD\170567-05-1201.DWG
 PLOTTED: Wednesday, January 10, 2018 @ 08:44AM



INDOOR FACILITY
FFE: 1384.50
 (PRECISE FFE TBD
 BY ENGINEER
 BEFORE
 CONSTRUCTION OF
 BLDG. PAD
 COMMENCES)

- LEGEND**
- — — — — EXISTING SANITARY SEWER
 - G — — — — EXISTING GAS LINE
 - W — — — — EXISTING WATER LINE
 - — — — — EXISTING STORM SEWER
 - O — — — — PROPOSED STORM SEWER
 - E — — — — PROPOSED ELEC. CONDUIT
 - XXXX — — PROPOSED GRADES
 - — — — — EXISTING GRADES
 - — — — — GRADING LIMITS
 - ↘ 0.6% SLOPE ARROW
 - 29.50 SPOT ELEVATION
 - — — — — TREE PROTECTION FENCE (385 LF)



NOTE:
 PROPOSED CONTOURS AND SPOT ELEVATIONS SHOWN ON THESE PLANS ARE FINAL SURFACE ELEVATIONS. CONTRACTOR SHALL BE RESPONSIBLE FOR MAKING ADJUSTMENTS FOR PAVEMENT THICKNESS, SUBGRADE THICKNESS, ARTIFICIAL TURF THICKNESS, MISC. REMOVALS, ETC.

* PAVEMENT SECTION (PARKING AND STREET PAVEMENT SECTION)
 10" PAVEMENT SECTION (5" ASPHALT ON 5" ROCK BASE)

* TURF SECTION
 6" TURF SECTION (6" AGGREGATE BASE BENEATH TURF FIELDS)



GRADING & UTILITY PLANS FOR
STRYKER SPORTS
 WICHITA, KANSAS



©2018 MKEC Engineering
 All Rights Reserved
 www.mkec.com
 These drawings and their contents, including, but not limited to, all concepts, designs, & ideas are the exclusive property of MKEC Engineering (MKEC), and may not be used or reproduced in any way without the express consent of MKEC.

GRADING PLAN
10

PROJECT NO.	170567	
DATE	01-10-18	
SCALE	1" = 30'	
DESIGNED	DRAWN	CHECKED
JAG	DMM	MAB

ISSUED FOR CONST.	01-10-18	
NO.	REVISION	DATE