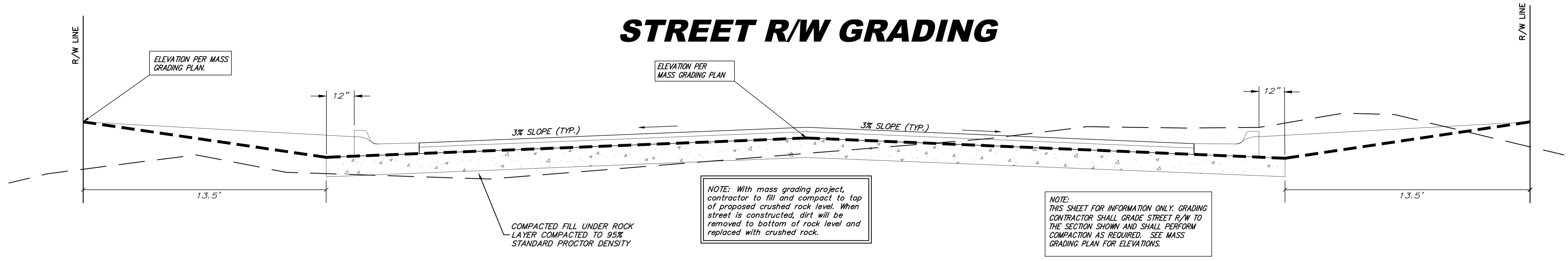


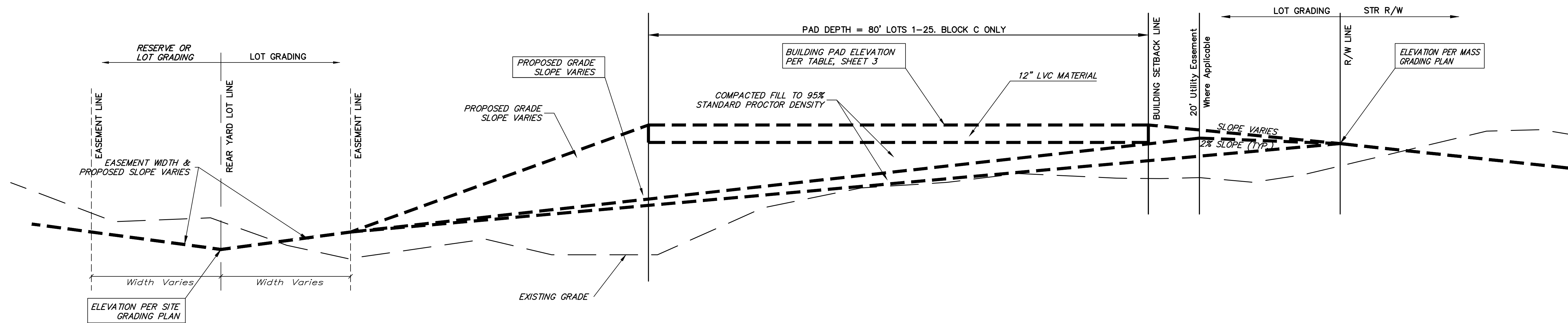
# TYPICAL MASS GRADING DETAIL

## STREET R/W GRADING

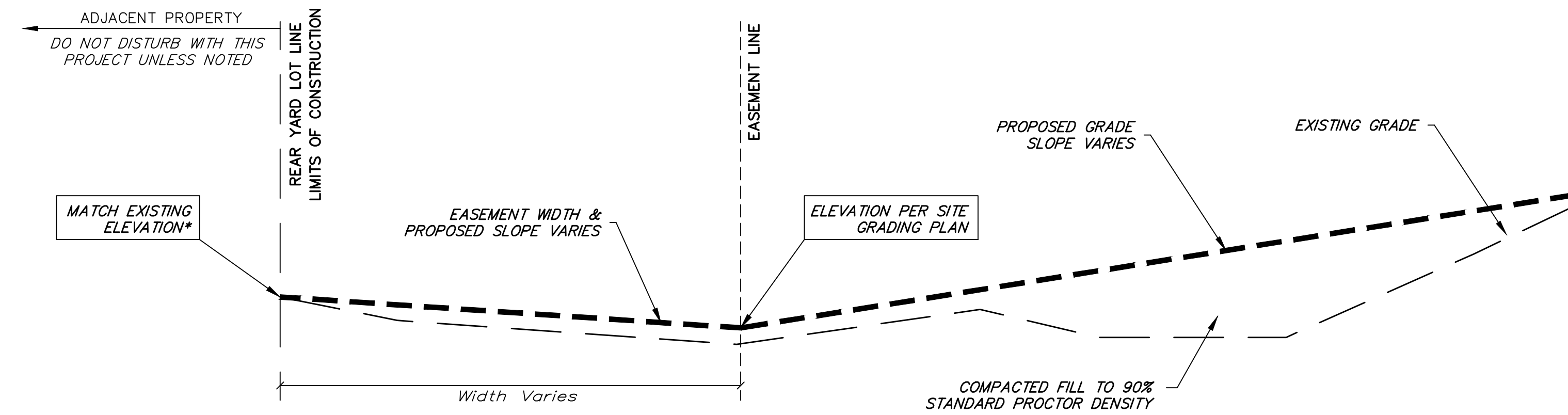


# LOT FILL GRADING

## INTERIOR PLATTED LOT SECTION



# EXTERIOR PLATTED LOT SECTION



		Sandcrest 3rd Addition <b>MASS GRADING</b> <b>TYPICAL SECTION</b>	
		Baughman Company, P.A. 315 Ellis St. Wichita, KS 67211 P 316-262-7271 F 316-262-0149 ENGINEERING   SURVEYING   PLANNING   LANDSCAPE ARCHITECTURE	
PROJECT NUMBER	DESIGN	AEG	DRAWN
REVISIONS:	APPROVED	DATE	JAK
	SCALE	Noted	11/17
	SHEET	<b>10 OF 12</b>	

I:\Projects\Sandcrest 3rd Addition\_17-06-P296\Engineering\Phase 1\SWD\_17-10-E829\MASS GRD DET.dwg