

20

10

Q

10

20

52

50

48

46

44

42

52

50

48

46

44

42

52

50

48

46

44

42

54

52

50

48

46

44

54

52

50

48

46

44

54

52

50

48

46

44

20

10

Q

10

20

DESIGN EL = 43.744

ORIGINAL EL = 43.927

2+180.00
C=12.0
F=0.3
R=2.3

DESIGN EL = 43.741

ORIGINAL EL = 43.908

2+170.00
C=12.1
F=0.1
R=2.3

DESIGN EL = 43.641

ORIGINAL EL = 43.842

2+160.00
C=12.0
F=0.0
R=2.3

DESIGN EL = 43.534

ORIGINAL EL = 43.770

2+150.00
C=12.6
F=0.0
R=5.4

DESIGN EL = 43.426




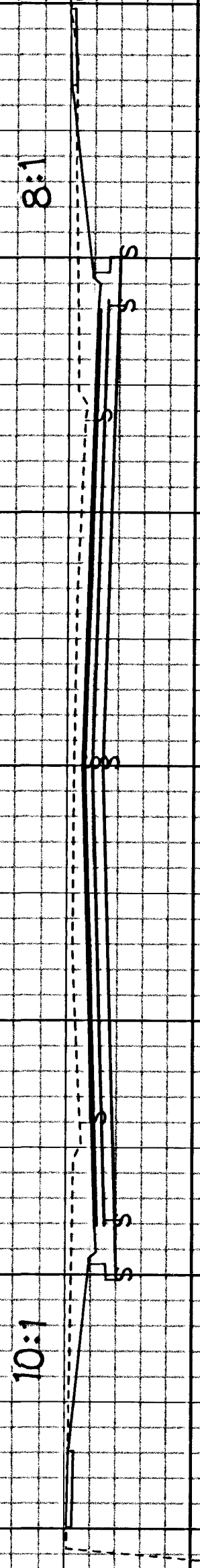
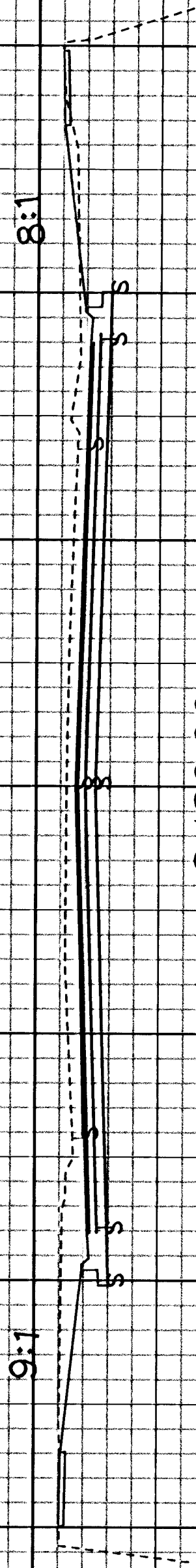
ORIGINAL EL = 43.693

2+140.00
C=13.2
F=0.0
R=2.3

DESIGN EL = 43.377

ORIGINAL EL = 43.597

2+130.00
C=12.2
F=0.0
R=2.2



R/W

R/W