

20

10

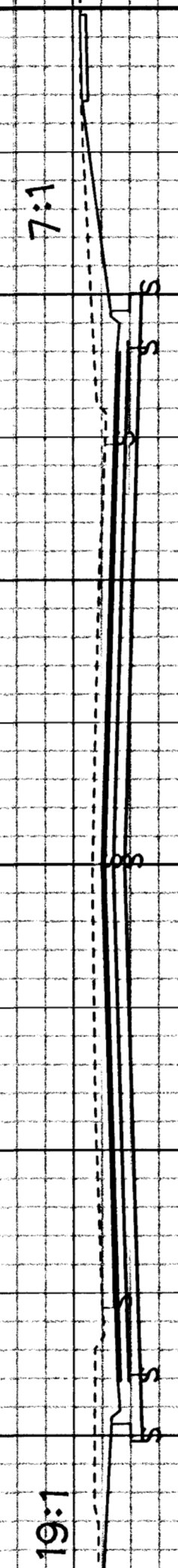
0

10

20

54
52
50
48
46
44

R/W
DESIGN EL = 43.541
ORIGINAL EL = 43.710



2+230.00
C=11.7
F=0.0
R=2.5

52
50
48
46
44

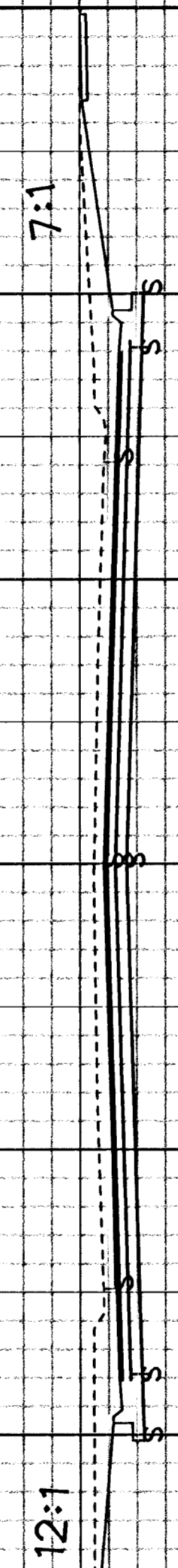
R/W
DESIGN EL = 43.583
ORIGINAL EL = 43.755



2+220.00
C=12.1
F=0.0
R=2.5

54
52
50
48
46
44

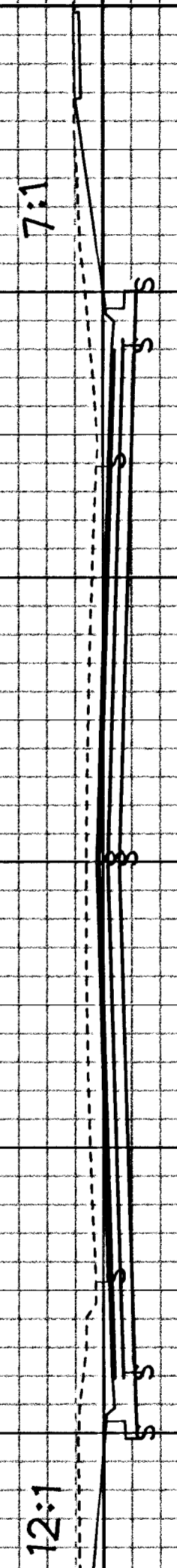
R/W
DESIGN EL = 43.624
ORIGINAL EL = 43.800



2+210.00
C=12.4
F=0.0
R=2.5

52
50
48
46
44

R/W
DESIGN EL = 43.666
ORIGINAL EL = 43.853



2+200.00
C=13.3
F=0.0
R=2.3

54
52
50
48
46
44

DESIGN EL = 43.707
ORIGINAL EL = 43.908



2+190.00
C=12.7
F=0.6
R=2.3

20

10

0

10

20

CROSS SECTIONS
Sta. 2+240.00 - 2+290.00

BAN SYSTEMS CORPORATION
244 North Waco, Suite 420
Wichita, Kansas 67208

DESIGNED J.R.L.
CHECKED B.A.L.
SCALE
DATE 1/2003
DRAWN M.P.M.
SHEET NO. 81