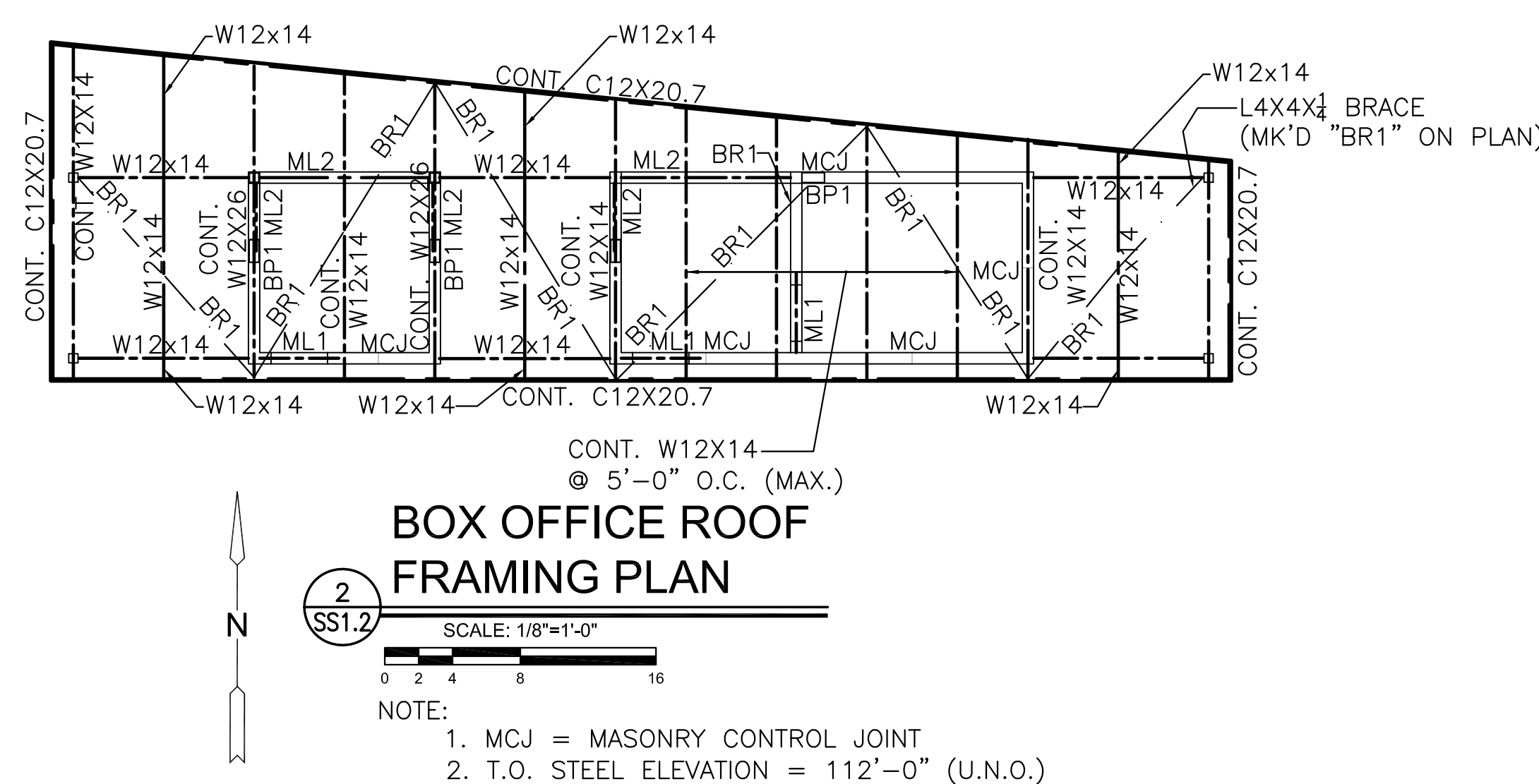


**STADIUM LOW ROOF FRAMING PLAN**  
 SCALE: 3/32"=1'-0"  
 NOTE: 1. MCJ = MASONRY CONTROL JOINT

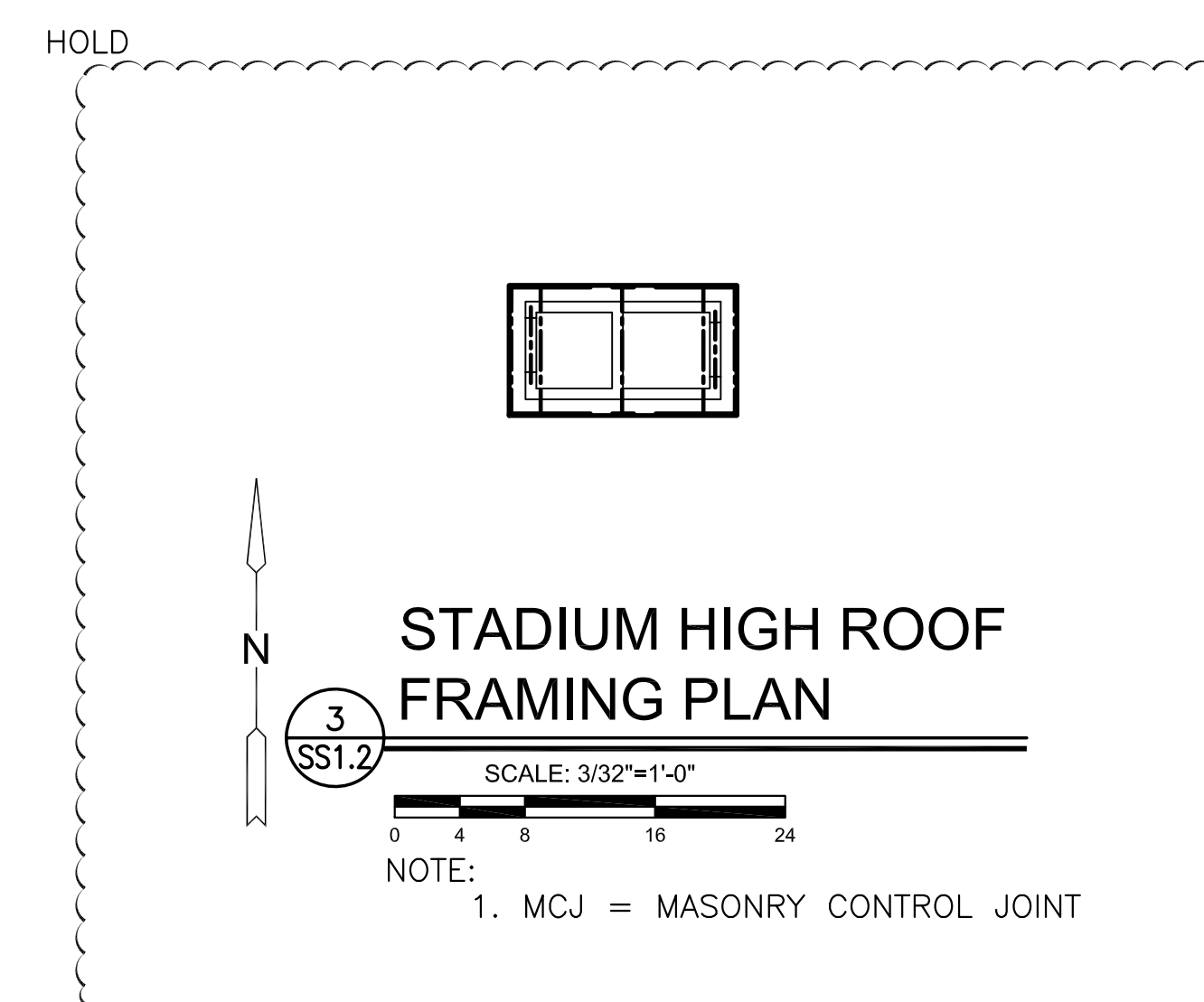
MARK	SIZE		REINFORCING			MIN. BRG. EA. END (U.N.O.)	DETAIL
	W (WIDTH)	D (DEPTH)	BOTT. BARS	TOP BARS	TIES		
ML1	8	16"	(2) #5	(1) #5	#3 @ 16" O.C.	8"	1/SS3.1
ML2	W8X24 (STEEL LINTEL)					8"	2/SS3.1, 3/SS3.1 & 7/SS3.1
ML3	W16X36 (STEEL LINTEL)					14"	2/SS3.1 SIM & 3/SS3.1

NOTE: ALL MASONRY DIMENSIONS ARE NOMINAL MEASUREMENTS.  
 EXAMPLE: 8" CMU = 7 7/8" WIDE.


MARK	SIZE	ANCHORS	DIAGRAM
BP1	7" x 8" x 16"	(2) 3/8" x 4" H.S.	
BP2	7" x 8" x 11"	(1) 3/8" x 4" H.S.	
BP3	7" x 8" x 7"	(1) 3/8" x 4" H.S.	



**BOX OFFICE ROOF FRAMING PLAN**  
 SCALE: 1/8"=1'-0"



**STADIUM HIGH ROOF FRAMING PLAN**  
 SCALE: 3/32"=1'-0"



©2018 MKEC Engineering All Rights Reserved. These drawings and their contents, including, but not limited to, all concepts, designs, & data are the exclusive property of MKEC Engineering (MKEC), and may not be used or reproduced in any way without the express consent of MKEC.

**LOW ROOF FRAMING PLAN**

PROJECT NO.	1701010567	
DATE	03-07-18	
SCALE	AS NOTED	
DESIGNED	DRAWN	CHECKED
RH	RDH	RH

0 ISSUED FOR CONSTRUCTION 03-07-18

NO.	REVISION	DATE
-----	----------	------

SHEET NO.

SS1.2