



HATCH LEGEND

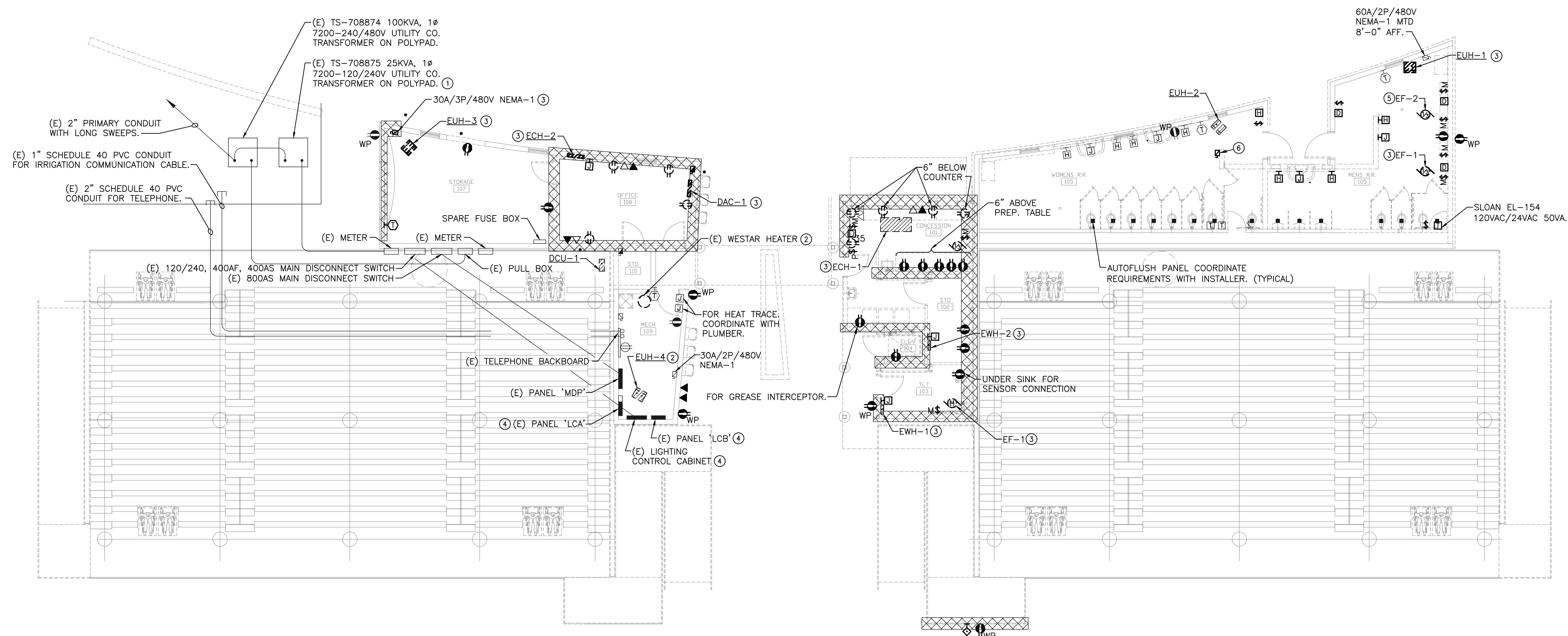
-  E.C. SHALL REMOVE ANY EXISTING ELECTRICAL DEVICES IN WALLS BEING DEMOLISHED OR DEVICES SURFACE MOUNTED ON WALLS. EXISTING DEVICES SHALL BE DE-ENERGIZED AND PREPARED FOR REMOVAL. REMOVE ALL CONDUCTORS BACK TO SOURCE OR NEAREST JUNCTION BOX. REMOVE ALL ACCESSIBLE RACEWAY. COORDINATE DEMOLITION WORK WITH G.C.
-  IN EXISTING CEILINGS AND WALL BEING DEMOLISHED, E.C. SHALL REMOVE EXISTING LIGHTING FIXTURES AND ASSOCIATED SWITCHES. RETAIN EXISTING CIRCUIT FOR CONNECTION TO NEW FIXTURES. SEE IMPROVEMENT LIGHTING PLAN FOR MORE INFORMATION. COORDINATE DEMOLITION WORK WITH G.C.

GENERAL NOTES


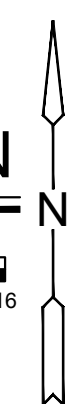
1. DO NOT REMOVE OR DISCONNECT ANY MAJOR MECHANICAL OR ELECTRICAL ITEMS (ELECTRICAL EQUIPMENT, CONDUITS, DEVICES, ETC.) INDICATED FOR SUCH BEFORE VERIFYING THAT SERVICES TO OTHER AREAS OF THE BUILDING WILL NOT BE AFFECTED. CONSULT BUILDING MAINTENANCE PERSONNEL OR THE ENGINEER AS NEEDED TO ASSIST IN THE DETERMINATION OF UNANTICIPATED ITEMS LOCATED DURING THE DEMOLITION PROCESS. OTHER AREAS OF THE BUILDING MUST REMAIN 100% OPERATIONAL DURING THE DEMOLITION WORK.
2. EXISTING CONDITIONS SHOWN ON THE DRAWINGS WERE TAKEN FROM ORIGINAL DOCUMENTS AND/OR FIELD OBSERVATIONS. E.C. SHALL BE RESPONSIBLE FOR VERIFICATION OF ALL EXISTING CONDITIONS. E.C. SHALL VISIT THE JOBSITE PRIOR TO BID AND VERIFY ALL EXISTING CONDITIONS.
3. REPAIR ALL WALL & FLOOR PENETRATIONS TO MAINTAIN THE REQUIRED FIRE/SMOKE RATING.
4. THE OWNER WILL BE RESPONSIBLE FOR REMOVAL OF ALL EXISTING HAZARDOUS MATERIALS ASSOCIATED WITH THIS WORK.
5. REMOVE ALL ELECTRICAL EQUIPMENT, LIGHTING DEVICES, CONDUIT, WIRING, ETC SHOWN ON THE DEMOLITION PLAN IN HEAVY DASHED LINES.
6. THE OWNER MAINTAINS RIGHT OF REFUSAL OF ALL ITEMS, IF ITEMS ARE NOT RETAINED BY THE OWNER THEY SHALL BE LEGALLY REMOVED FROM THE SITE AND DISPOSED OF BY THIS CONTRACTOR.
7. REMOVE ALL ASSOCIATED WIRING AND CONDUIT BACK TO SOURCE SERVING DEMOLISHED ELECTRICAL EQUIPMENT, RECEPTACLES, AND LIGHTING INDICATED ON PLAN. SWITCH ALL DEMOLISHED CIRCUITS TO SPARE AND UPDATE PANEL DIRECTORY WITH TYPED PANEL DIRECTORY.
8. PROVIDE ADEQUATE TEMPORARY WORK LIGHTING IN ALL AREAS DURING CONSTRUCTION PER OSHA AND G.C. REQUIREMENTS.
9. ALL FIRE ALARM, SMOKE EVACUATION, OR OTHER SAFETY SYSTEMS SHALL REMAIN OPERATIONAL DURING DEMOLITION AND CONSTRUCTION.
10. ANY SHUT DOWN OF POWER IN AREAS OF THE BUILDING NOT AFFECTED BY THE SCOPE OF THIS PROJECT SHALL BE COORDINATED WITH THE OWNER AND G.C. PRIOR TO SHUT DOWN.
11. COORDINATE DEMOLITION OF ELECTRICAL DEVICES AND EQUIPMENT AT EXISTING WALLS TO REMAIN WITH G.C. EXISTING WALLS AND SURFACES TO REMAIN SHALL BE PATCHED AND/OR PAINTED TO MATCH.

KEYED NOTES

1. EXISTING TRANSFORMER TO BE REPLACED WITH LARGER TRANSFORMER IN SAME LOCATION. SEE IMPROVEMENT PLAN AND COORDINATE WORK WITH WESTAR.
2. EXISTING EQUIPMENT TO BE RELOCATED, RELOCATE EXISTING DISCONNECT. SEE IMPROVEMENT PLAN FOR LOCATION. EXTEND CONDUIT AND CONDUCTORS OVERHEAD AS REQUIRED.
3. REMOVE POWER FROM DEVICE/EQUIPMENT AND PREPARE FOR REMOVAL.
4. RELOCATE EQUIPMENT NORTH IN THE SAME SPACE TO ALLOW FOR LOWERING OF ROOF. SEE IMPROVEMENT PLANS FOR ADDITIONAL WORK.
5. EXISTING EQUIPMENT TO REMAIN.
6. RELOCATE EXISTING EQUIPMENT. SEE IMPROVEMENT PLAN.



POWER/SYSTEMS DEMOLITION PLAN
SCALE: 1/8" = 1'-0"



INTERIOR REMODEL
STRYKER SPORTS
 WICHITA, KANSAS

©2018
 MKEC Engineering
 All Rights Reserved
 www.mkec.com
 These drawings and their contents, including, but not limited to, all concepts, designs, & data are the exclusive property of MKEC Engineering (MKEC), and may not be used or reproduced in any way without the express consent of MKEC.

POWER/SYSTEMS DEMOLITION PLAN

PROJECT NO.	1701010567
DATE	03-07-18
SCALE	AS NOTED
DESIGNED	CNG
DRAWN	CV
CHECKED	JRBW

NO.	REVISION	DATE
0	ISSUE FOR CONSTRUCTION	03-07-18

SHEET NO. SE2.0

J:\PROJECTS\2017\1701010567\COM_STRYKER_17067_CADD\SHS\01_BLDG_MEP\STADIUM_PACKAGE\ELEC\SE2.0_BLDG_POWER_PLAN.DWG
 03/07/2018 10:00:00 AM