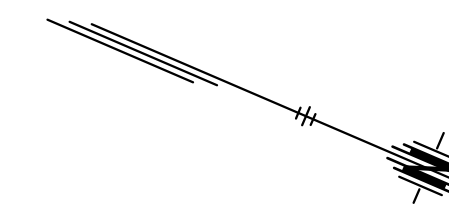
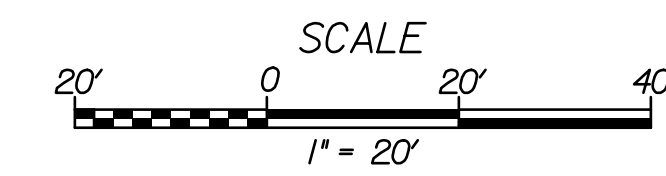


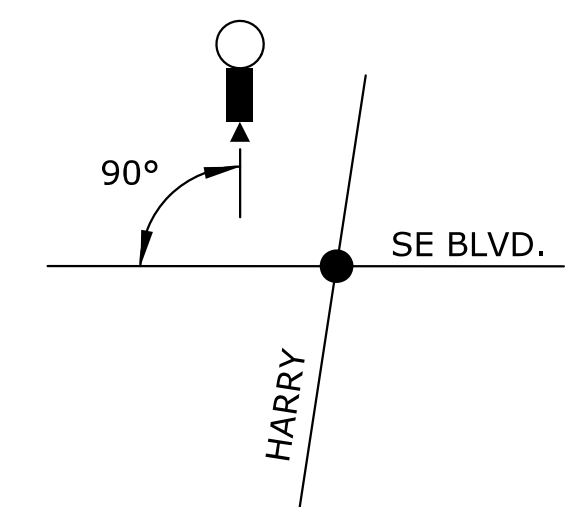
STATE	PROJECT NO.	YEAR	SHEET NO.	TOTAL SHEETS
KANSAS	87 N-0673-01	2017	32	99



NOTE: DEVICE AND CONDUIT SYMBOLOGY ON PLAN SHEET IS NOT SHOWN TO SCALE FOR PLAN CLARITY. DO NOT SCALE LOCATIONS FROM PLAN SHEET.

GENERAL NOTES

1. ALL EQUIPMENT SHALL BE NEW UNLESS SHOWN OTHERWISE ON THE PLANS. EXISTING CONTROLLER CABINET, POWER ENCLOSURE, SERVICE BOX, CONFLICT MONITOR, TRAFFIC SIGNAL CONDUIT AND WIRING TO REMAIN.
2. EXISTING EQUIPMENT SHOWN TO BE REMOVED SHALL BE REMOVED IN SALVAGEABLE CONDITION AND RETURNED TO THE APPROPRIATE GOVERNING ENTITY. FOR MORE INFORMATION, SEE SHEET 4
3. NO CHANGES SHALL BE MADE TO EXISTING TRAFFIC SIGNAL OR EQUIPMENT UNLESS INDICATED IN PLANS OR REQUIRED BY INSTALLATION OF NEW EQUIPMENT.
4. THE EXISTING SIGNAL TIMINGS, PRE-EMPTION AND DETECTOR SETUP SHALL BE MAINTAINED.
5. EXISTING FEATURES AND UTILITIES ARE SHOWN FROM AVAILABLE INFORMATION AND SHOULD BE CONSIDERED APPROXIMATE ONLY. IT IS THE RESPONSIBILITY OF THE CONTRACTOR TO VERIFY UTILITIES AND THEIR EXACT LOCATION PRIOR TO CONSTRUCTION.
6. FOR TRAFFIC SIGNAL CONTROLLER INFORMATION & TYPE TO BE INSTALLED AT THIS SITE LOCATION, SEE SHEET 6
7. ITS SYSTEM SHALL BE SEPARATE FROM THE PROPOSED BATTERY BACKUP SYSTEM (BBS/UPS)
8. CONTRACTOR SHALL TEST EXISTING ETHERNET WIRE (FROM RADIO) FOR DAMAGE AND CONNECTIVITY. IF WIRE IS IN SATISFACTORY CONDITION, CONTRACTOR MAY REUSE WIRE FOR CCTV CABLE.
9. SITE SHALL BE PAID FOR BY THE LUMP SUM. FOR A SUMMARY OF SITE QUANTITIES, SEE SHEET 5



CCTV ORIENTATION

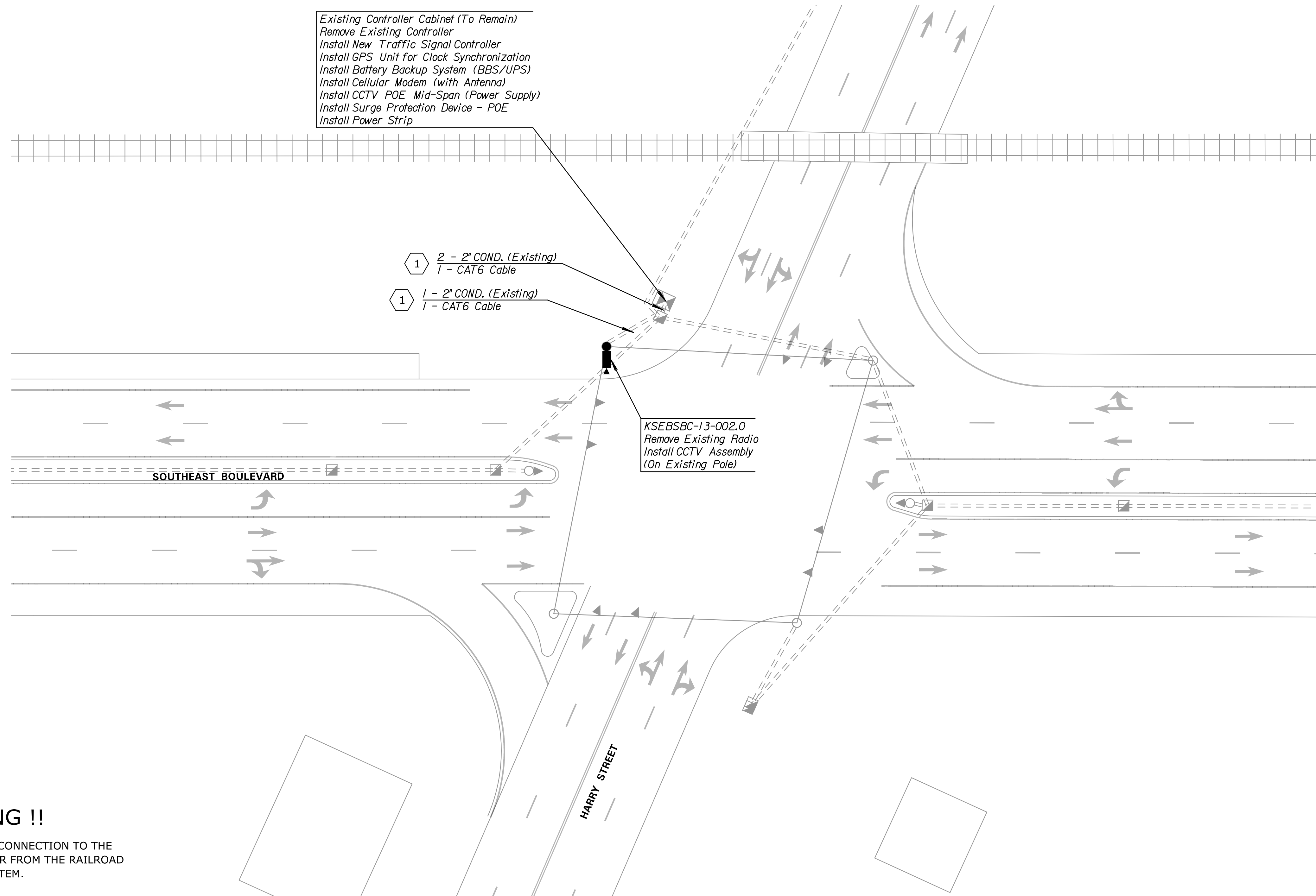
PTZ DOME CAMERA SHALL BE MOUNTED TO EXISTING TRAFFIC SIGNAL POLE AT HIGHEST PRACTICAL LOCATION THAT REDUCES OBSTRUCTIONS TO CAMERA VIEW FROM EXISTING FEATURES (MAST ARM, LUMINAIRES, SIGNS ETC.).

Existing Controller Cabinet (To Remain)
 Remove Existing Controller
 Install New Traffic Signal Controller
 Install GPS Unit for Clock Synchronization
 Install Battery Backup System (BBS/UPS)
 Install Cellular Modem (with Antenna)
 Install CCTV POE Mid-Span (Power Supply)
 Install Surge Protection Device - POE
 Install Power Strip

1 2 - 2" COND. (Existing)
 1 - CAT6 Cable

1 1 - 2" COND. (Existing)
 1 - CAT6 Cable

KSEBSBC-13-002.0
 Remove Existing Radio
 Install CCTV Assembly
 (On Existing Pole)



!! WARNING !!

THIS LOCATION HAS AN INTERCONNECTION TO THE HIGHWAY TRAFFIC CONTROLLER FROM THE RAILROAD GRADE CROSSING SIGNAL SYSTEM.

CONTRACTOR, DO NOT MODIFY ANY RAILROAD PREEMPTION DATA AS DESIGNED IN THE TRAFFIC SIGNAL CONTROLLER.

IF PREEMPTION IS DISABLED OR NOT WORKING, NOTIFY THE RAILROAD DISPATCH IMMEDIATELY AT THE NUMBER PROVIDED BELOW.

THE FOLLOWING PERSONNEL MUST BE NOTIFIED AND AUTHORITY RECEIVED BEFORE ANY CHANGES ARE MADE.

TRAFFIC SIGNAL CONTACT:
 CITY OF WICHITA
 KEVIN SHORE - 316-268-4033

BNSF HOTLINE: 800-832-5452

BID ITEM

ITEM	UNIT	QUANTITY
INTELLIGENT TRANSPORTATION SYSTEM SITE 13	L.S.	1

KANSAS DEPARTMENT OF TRANSPORTATION
 SITE 13
 SOUTHEAST BLVD. & HARRY ST.

DATE	
BY	
REFERENCES NOTED	
REFERENCES CHECKED	

Drawn By : examples
 Plotted : 1/14/2017
 File : c:\transystems\pw_local\transyscorp-pw\ccbankaid0521528\C-SGN-M01-116.dgn