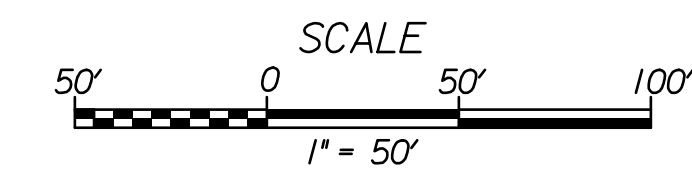


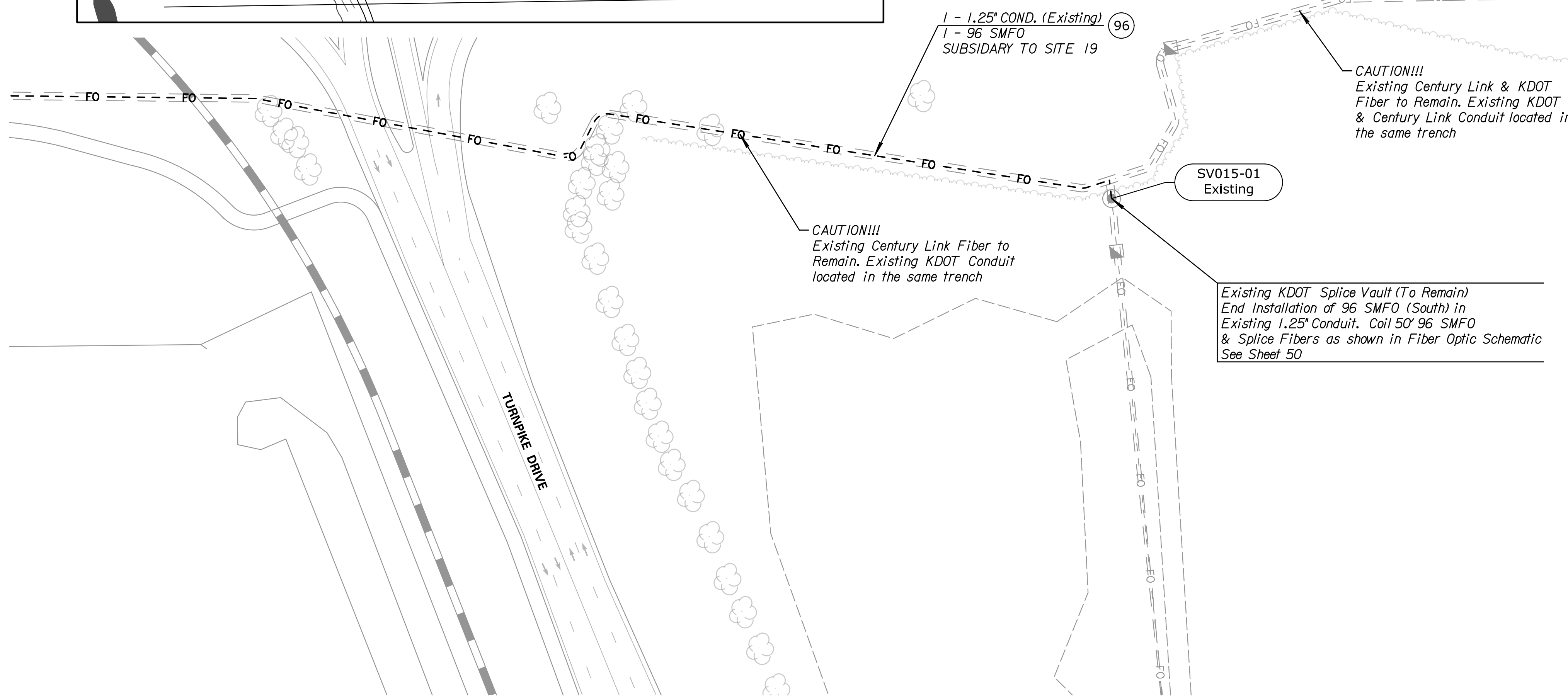
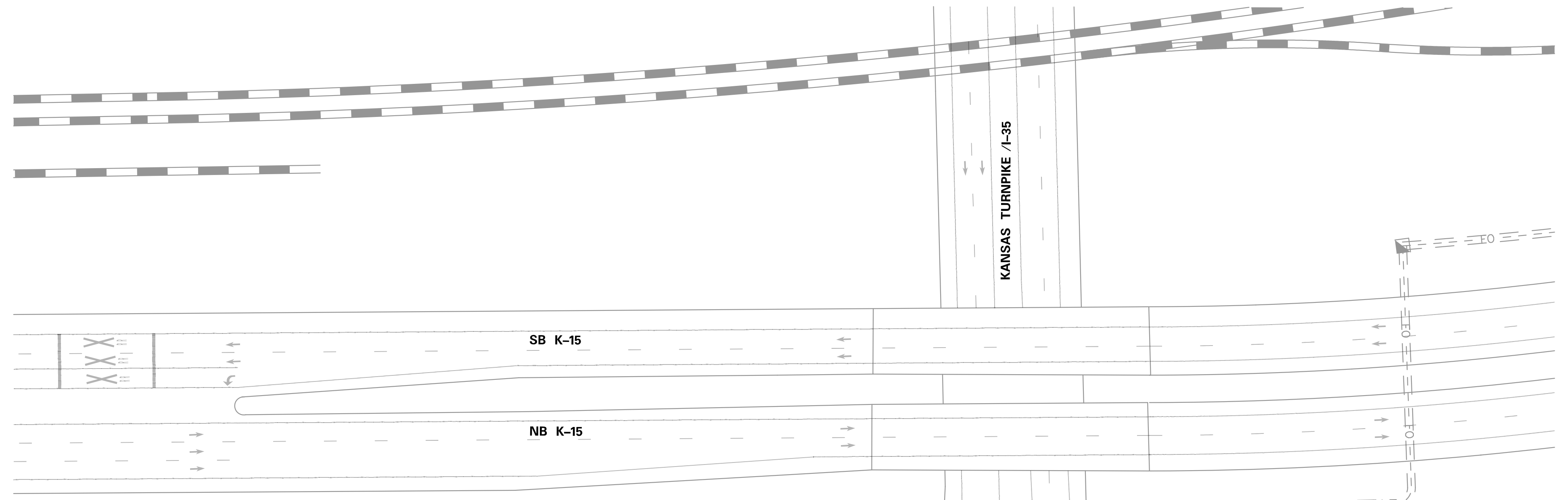
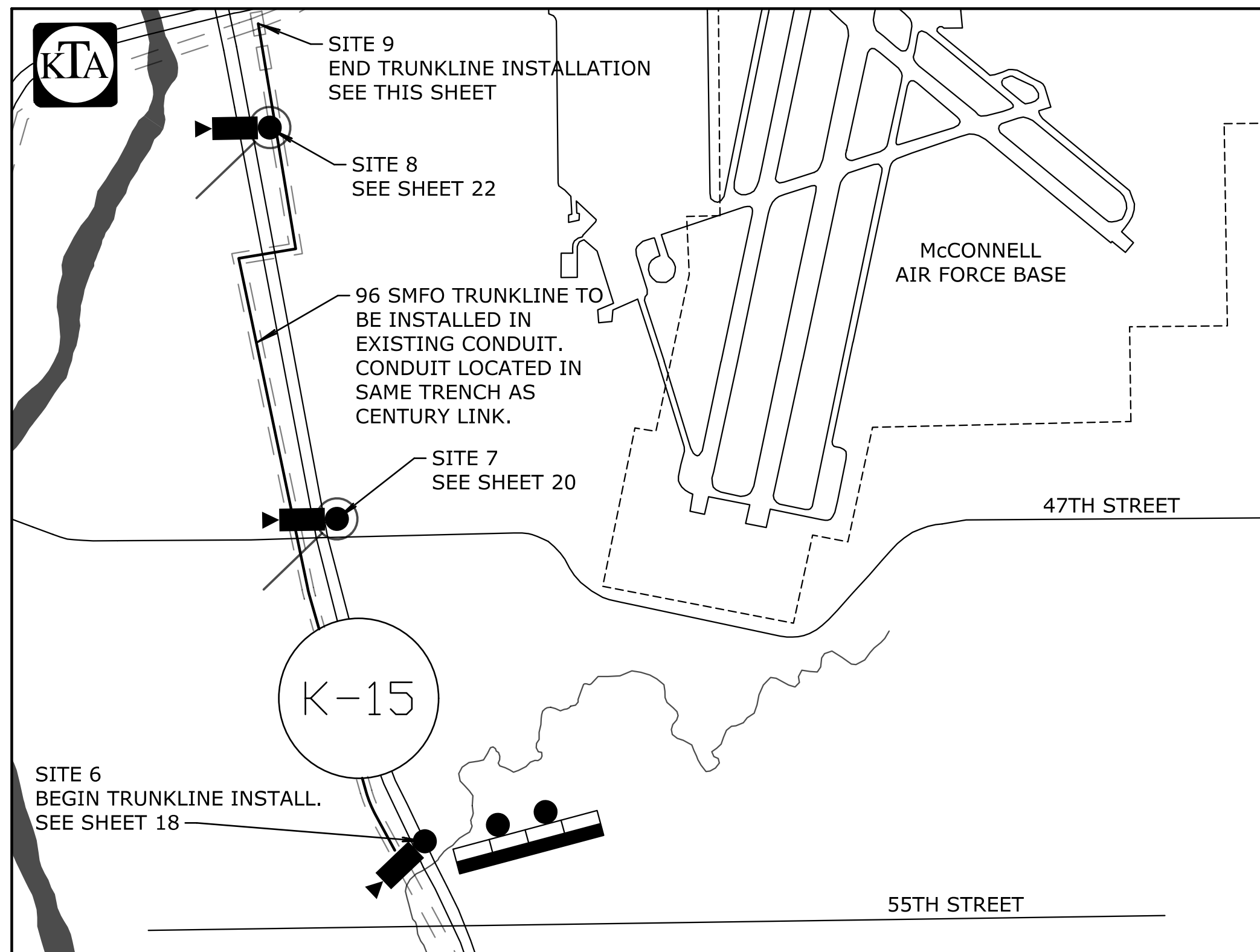
K-15 FIBER OPTIC CABLE OVERVIEW

96 SMFO TRUNKLINE ALONG K-15 FROM SITE 19 TO SITE 6 TO BE INSTALLED IN EXISTING CENTURY LINK 1.25" CONDUIT. ALL TRUNKLINE FIBER OPTIC CABLE ALONG K-15 SHALL BE SUBSIDIARY TO SITE 19. SEE GENERAL NOTES THIS SHEET.

| | | | | |
|--------|--------------|------|-----------|--------------|
| STATE | PROJECT NO. | YEAR | SHEET NO. | TOTAL SHEETS |
| KANSAS | 87 N-0673-01 | 2017 | 47 | 99 |



NOTE: DEVICE AND CONDUIT SYMBOLGY ON PLAN SHEET IS NOT SHOWN TO SCALE FOR PLAN CLARITY. DO NOT SCALE LOCATIONS FROM PLAN SHEET.



GENERAL NOTES

- CONTRACTOR MAY INSTALL SPLICE VAULTS AS SHOWN ON THE FIBER OPTIC INTERCONNECT SHEETS OR MAY ALTER THE QUANTITY NEEDED BASED ON METHOD OF FIBER OPTIC CABLE INSTALLATION. (SEE ITS SPECIFICATION 6.0)
- EXISTING FEATURES AND UTILITIES ARE SHOWN FROM AVAILABLE INFORMATION AND SHOULD BE CONSIDERED APPROXIMATE ONLY. IT IS THE RESPONSIBILITY OF THE CONTRACTOR TO VERIFY UTILITIES AND THEIR EXACT LOCATION PRIOR TO CONSTRUCTION. FOR EXISTING CONDUIT LOCATION CONTACT JUSTIN SPORE, (316) 210-2547, Justin.Spore@centurylink.com
- ALL 96 SMFO TRUNKLINE ALONG K-15 FROM SITE 19 TO SITE 6 SHALL BE PLACED IN EXISTING 1.25" EMPTY CONDUIT LOCATED IN THE SAME TRENCH AS CENTURY LINK. SEE K-15 FIBER OPTIC CABLE OVERVIEW (THIS SHEET) FOR LOCATION INFORMATION. ALL LABOR, MATERIALS AND EQUIPMENT NECESSARY TO INSTALL FIBER OPTIC CABLE SHALL BE SUBSIDIARY TO THE BID ITEM "INTELLIGENT TRANSPORTATION SYSTEM SITE 19".
- THE CONTRACTOR MAY BE REQUIRED TO WORK IN CONJUNCTION AND COORDINATE WITH OTHER WORKING CONTRACTORS IN CERTAIN AREAS OF THE CONSTRUCTION LIMITS. THIS WORK IS CONSIDERED INCIDENTAL TO THE PROJECT AND NO ADDITIONAL PAYMENT WILL BE MADE.
- FOR FIBER SCHEMATIC & DETAILS, SEE SHEET 50
- FIBER OPTIC INTERCONNECT QUANTITIES SHALL BE PAID FOR BY THE LUMP SUM. FOR A SUMMARY OF SITE 19 FIBER OPTIC INTERCONNECT QUANTITIES, SEE SHEET 5

| BID ITEM | | |
|---|------|----------|
| ITEM | UNIT | QUANTITY |
| INTELLIGENT TRANSPORTATION SYSTEM SITE 19 | L.S. | 1 |

KANSAS DEPARTMENT OF TRANSPORTATION
 SITE 19
 K-15 FIBER OPTIC PLAN
 SHEET 1 OF 1

| | |
|--------------------|--|
| DATE | |
| BY | |
| REFERENCES NOTED | |
| REFERENCES CHECKED | |

Drawn By : examples
 Plotted : 11/14/2017
 File : c:\transystems\pw_local\transyscorp-pw\cbbankad0521528\C-SGN-M01-130.dgn