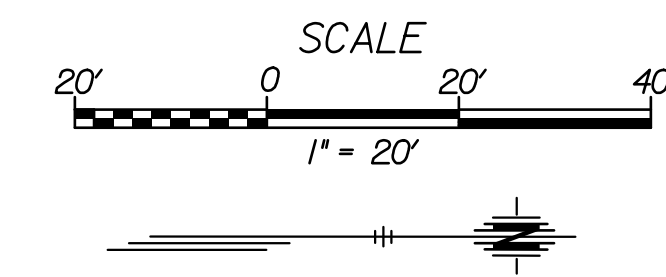


STATE	PROJECT NO.	YEAR	SHEET NO.	TOTAL SHEETS
KANSAS	87 N-0673-01	2017	8	99



NOTE: DEVICE AND CONDUIT SYMBOLY ON PLAN SHEET IS NOT SHOWN TO SCALE FOR PLAN CLARITY. DO NOT SCALE LOCATIONS FROM PLAN SHEET.

### GENERAL NOTES

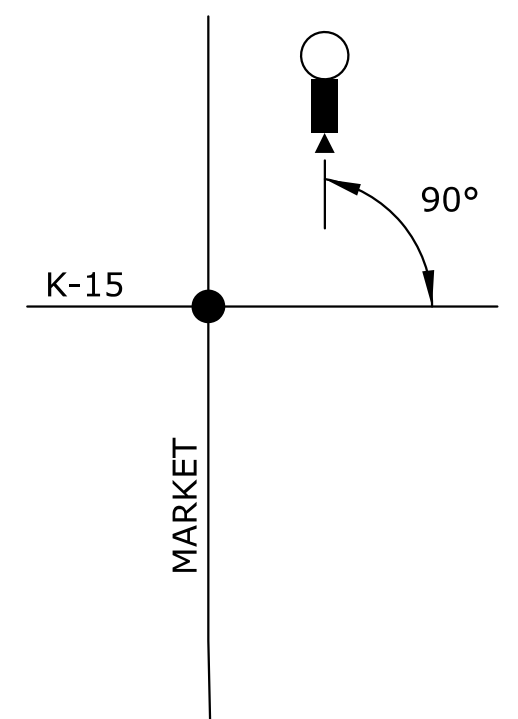
1. ALL EQUIPMENT SHALL BE NEW UNLESS SHOWN OTHERWISE ON THE PLANS. EXISTING CONTROLLER CABINET, POWER ENCLOSURE, SERVICE BOX, MALFUNCTION MANAGEMENT UNIT, TRAFFIC SIGNAL CONDUIT AND WIRING TO REMAIN.
2. EXISTING EQUIPMENT SHOWN TO BE REMOVED SHALL BE REMOVED IN SALVAGEABLE CONDITION AND RETURNED TO THE APPROPRIATE GOVERNING ENTITY. FOR MORE INFORMATION, SEE SHEET 4
3. NO CHANGES SHALL BE MADE TO EXISTING TRAFFIC SIGNAL OR EQUIPMENT UNLESS INDICATED IN PLANS OR REQUIRED BY INSTALLATION OF NEW EQUIPMENT.
4. THE EXISTING SIGNAL TIMINGS, PRE-EMPTION AND DETECTOR SETUP SHALL BE MAINTAINED.
5. EXISTING FEATURES AND UTILITIES ARE SHOWN FROM AVAILABLE INFORMATION AND SHOULD BE CONSIDERED APPROXIMATE ONLY. IT IS THE RESPONSIBILITY OF THE CONTRACTOR TO VERIFY UTILITIES AND THEIR EXACT LOCATION PRIOR TO CONSTRUCTION.
6. FOR TRAFFIC SIGNAL CONTROLLER INFORMATION & TYPE TO BE INSTALLED AT THIS SITE LOCATION, SEE SHEET 6
7. SITE SHALL BE PAID FOR BY THE LUMP SUM. FOR A SUMMARY OF SITE QUANTITIES, SEE SHEET 5

Existing Controller Cabinet (To Remain)  
 Remove Existing Controller  
 Install New Traffic Signal Controller  
 Install GPS Unit for Clock Synchronization  
 Install Battery Backup System (BBS/UPS)  
 Install Cellular Modem (with Antenna)  
 Install CCTV POE Mid-Span (Power Supply)  
 Install Surge Protection Device - POE  
 Install Power Strip

1 - 3" COND. (Existing)  
 1 - CAT6 Cable

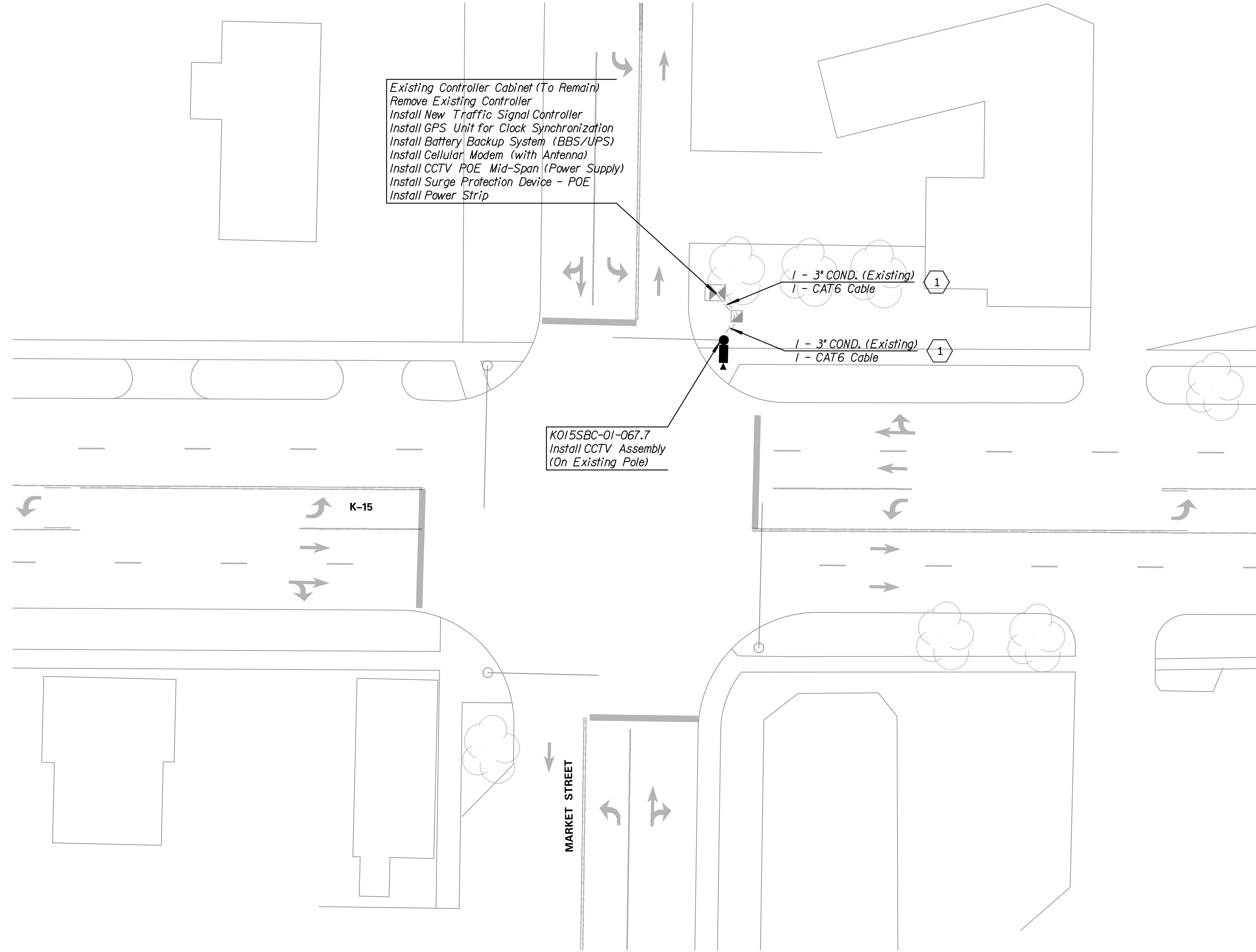
1 - 3" COND. (Existing)  
 1 - CAT6 Cable

K015SBC-01-067.7  
 Install CCTV Assembly  
 (On Existing Pole)



### CCTV ORIENTATION

PTZ DOME CAMERA SHALL BE MOUNTED TO EXISTING TRAFFIC SIGNAL POLE AT HIGHEST PRACTICAL LOCATION THAT REDUCES OBSTRUCTIONS TO CAMERA VIEW FROM EXISTING FEATURES (MAST ARM, LUMINAIRES, SIGNS ETC.).



DATE	BY	REFERENCES NOTED	REFERENCES CHECKED

Drawn By : examples  
 Plotted : 11/14/2017  
 File : c:\transystems\pw\_local\transyscorp-pw\lccbank\d0521528\C-SGN-M01-101.dgn

BID ITEM		
ITEM	UNIT	QUANTITY
INTELLIGENT TRANSPORTATION SYSTEM SITE 1	L.S.	1

KANSAS DEPARTMENT OF TRANSPORTATION  
 SITE 1  
 K-15 & MARKET ST.