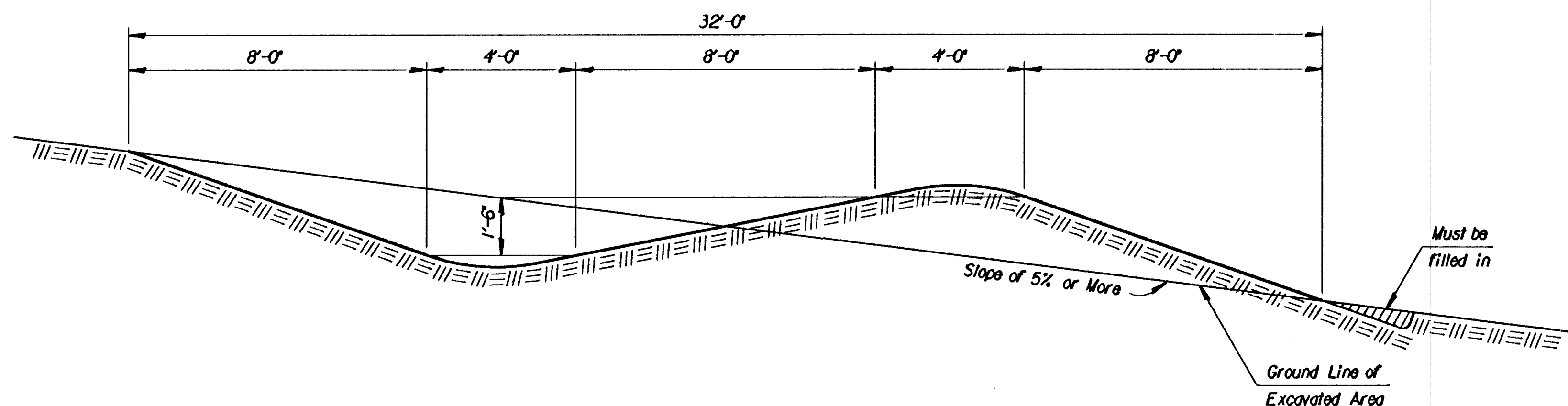
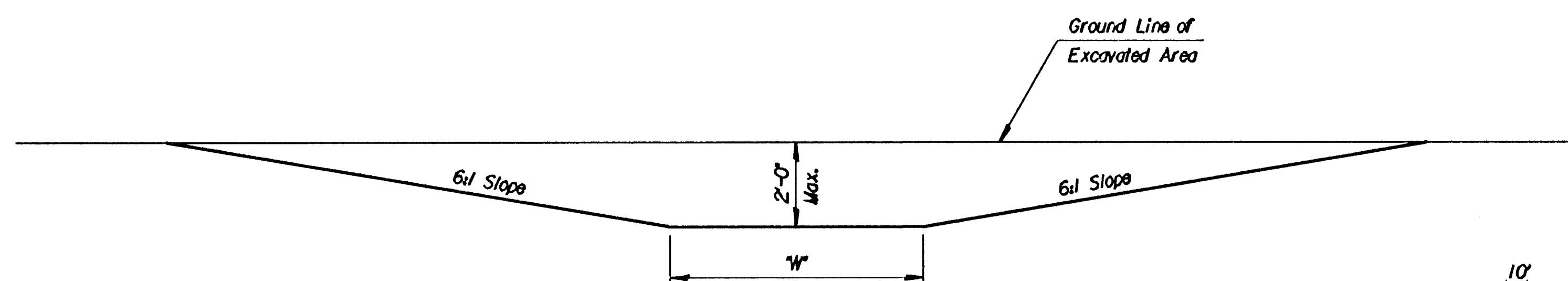


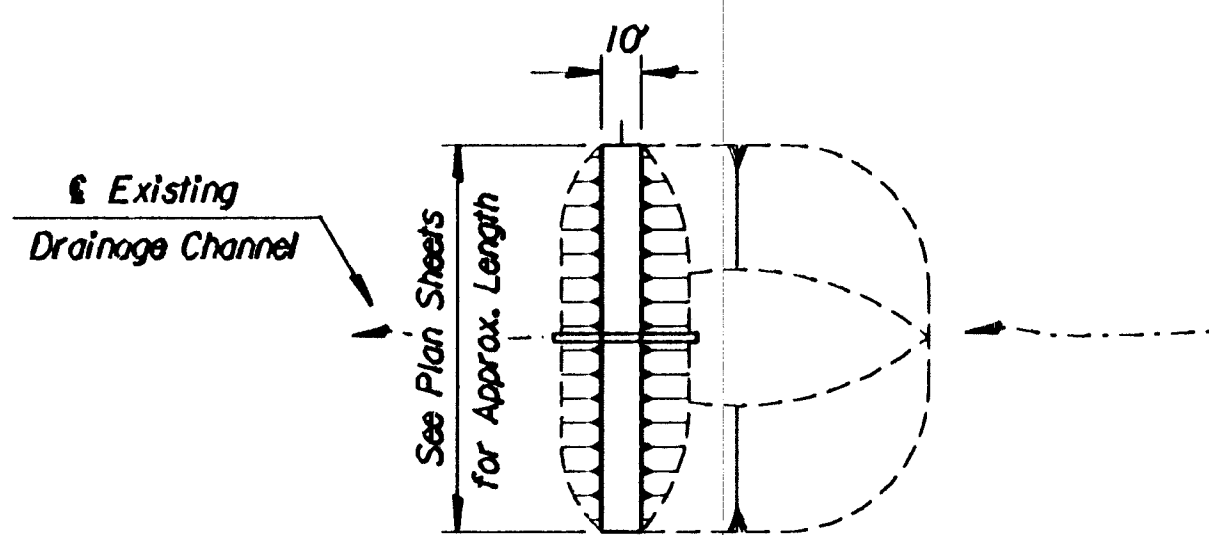
Slope %	Vertical Interval Feet	Horizontal Spacing Feet
1	2.65	265
2	3.30	165
3	3.95	132
4	4.60	115
5	5.25	105
6	5.90	98
7	6.55	94
8	7.20	90



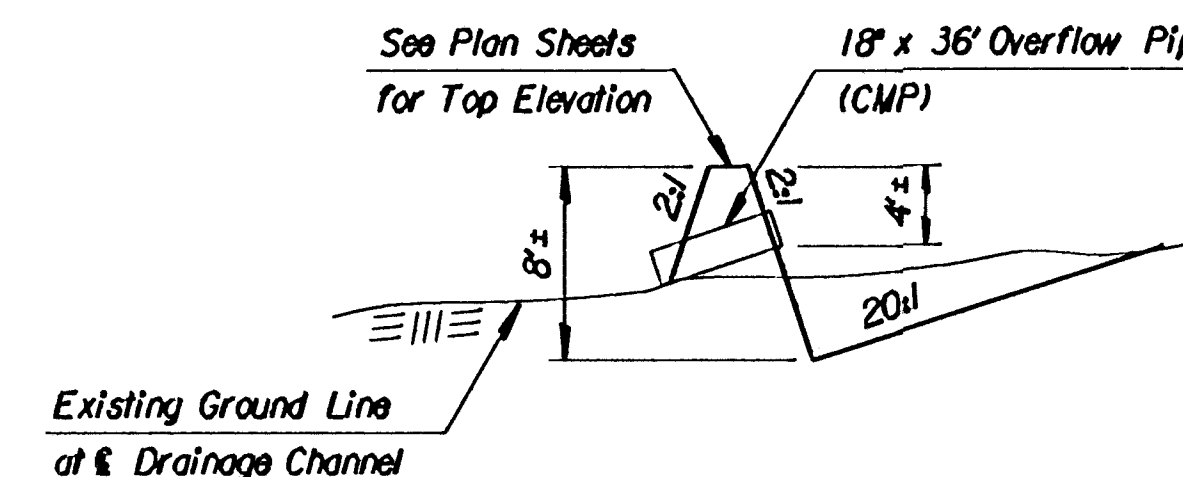
TYPICAL SECTIONS OF GRADIENT TERRACES



TYPICAL SECTION OF OUTLET DITCH



PLAN



PROFILE

SILTATION POND

Drainage Area above Di./Acres	Value of "W" for various % of Ditch Grades					
	3%	4%	5%	6%	7%	8%
2-5	8'	8'	8'	8'	12'	14'
5-8	8'	8'	8'	10'	12'	16'
8-11	8'	8'	8'	10'	12'	16'
11-14	8'	8'	8'	10'	14'	18'
14-17	8'	8'	8'	12'	14'	20'
17-20	8'	8'	8'	12'	14'	24'

NOTE:
Siltation Ponds shall be constructed at locations indicated in the plans or as directed by the Engineer. All work and materials necessary for the construction of Siltation Ponds shall not be paid for directly, but will be considered subsidiary to the bid item "18" Cross Road Pipe (CMP) Siltation Pond" when ponds are shown in the plans to be constructed. When no locations for ponds are shown on the plans and it becomes necessary to construct siltation ponds, the work shall be paid by force account under the bid item "Temporary Water Pollution Control". The Siltation Ponds shall be removed by District forces after seeding has been established if desired by the respective land owners.

GENERAL NOTE

Terraces generally will not be required where the slope of the area is less than 3 percent. They shall be constructed on areas or portions of areas as designated by the Engineer.

Terraces shall be made as nearly parallel as practicable. Gradients for terraces shall vary from 0.1 percent at upper end to 0.4 percent at lower end or a uniform grade may be used.

Outlet ditches shall be constructed at locations best suited to empty into a natural stream bed, or if this is not possible, into a road ditch or channel where erosion can be minimized.

NOTE:
All dimensions are approximate.

3					
2					
1					
NO.	DATE	REVISIONS	BY	APP'D	
KANSAS DEPARTMENT OF TRANSPORTATION					
TEMPORARY PROJECT WATER POLLUTION CONTROL (SOIL EROSION)					
STD. NO. 852B					
F.H.W.A. APPROVAL	3-28-90	APP'D	Carroll L. Morgenson		
DESIGNED	H.L.H. DETAILED	RDR	QUANTITIES	TRACED	
DESIGN CR.	CLM	DETAIL CR.	CLM	QUAN. CR.	TRACE CR.