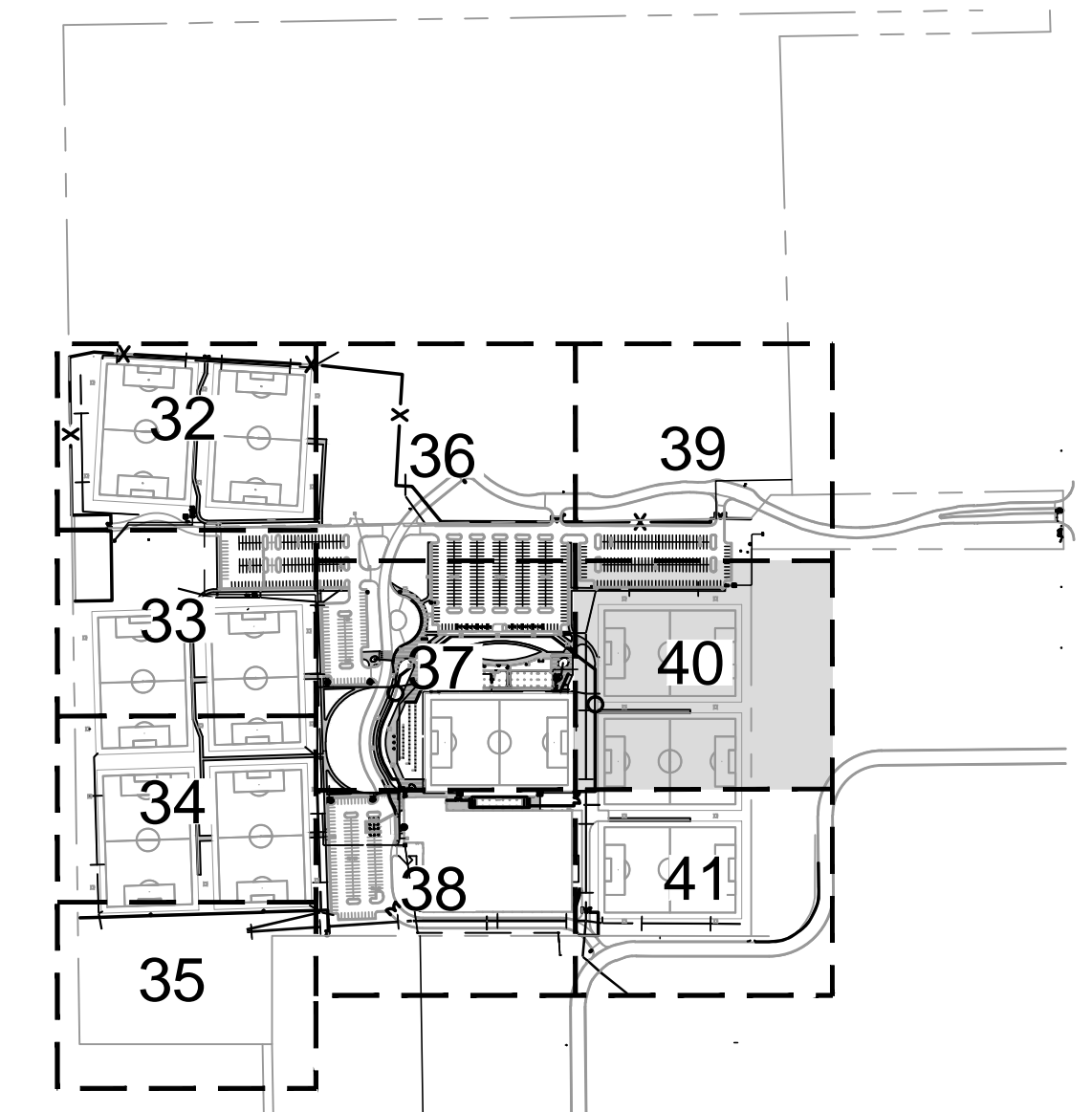
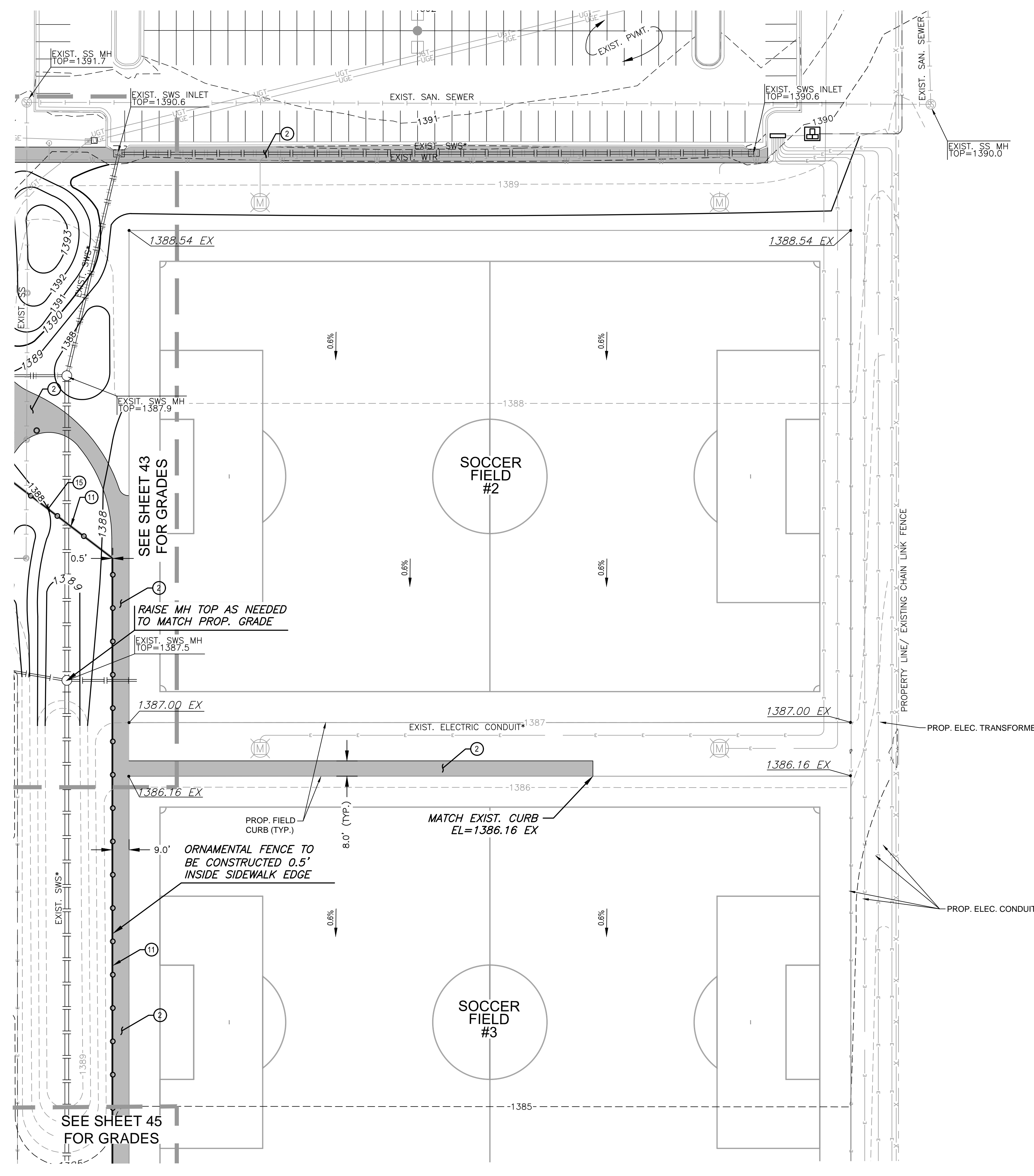


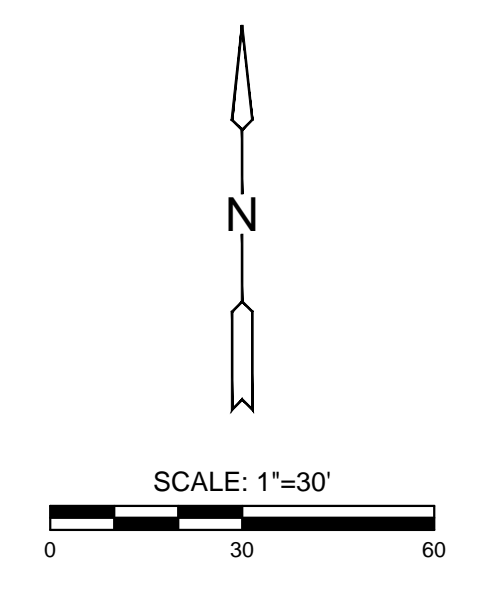
J:\PROJECTS\2017\1701010567_COW_STRYKER_170567_CAD\SHS\505_DUALPAV\SIDEWALK AND FENCING\170567_05_1201.DWG
 PLOTTED: Wednesday, May 02, 2018 @ 02:02PM



LOCATION MAP

LEGEND

- — — — — EXISTING SANITARY SEWER
- G — — — — — EXISTING GAS LINE
- W — — — — — EXISTING WATER LINE
- — — — — EXISTING STORM SEWER
- ○ — — — — — PROPOSED STORM SEWER
- RL — — — — — PROPOSED UNDERDRAIN
- E — E — — — — — PROPOSED ELEC. CONDUIT (SCHEMATIC)
- XXXX — — — — — PROPOSED GRADES
- XXXX — — — — — EXISTING GRADES
- — — — — GRADING LIMITS
- ○ — — — — — ORNAMENTAL FENCE
- X — — — — — CHAINLINK FENCE
- 0.8% — — — — — SLOPE ARROW
- 29.50 — — — — — SPOT ELEVATION
- ○ — — — — — PROP. PICNIC TABLE
- ○ — — — — — PROP. TRASH RECEPTACLE
- ◇ — — — — — PROP. FLAGPOLE



DETAIL LEGEND

KEY	DETAIL	DESCRIPTION	SHEET	DETAIL NO.
1	HANDRAIL DETAIL	SIDEWALK RAMP/ HANDRAIL DETAIL	31	1
2	CONCRETE PVMT.	TYPICAL SECTION: 6" THICK CONCRETE PAVEMENT	31	3
3	SPECIALTY PVMT.	TYPICAL SECTION: SPECIALTY PAVEMENT	31	5
4	CURB RAMP	TYPICAL SECTION: 6" THICK ADA CURB RAMP	7	1
5	CHAIN LINK FENCE	6' CHAIN LINK FENCE DETAIL	27	4
6	CHAIN LINK FENCE	8' CHAIN LINK FENCE DETAIL	27	4
7	DOUBLE HUNG GATE	6' CHAIN LINK GATE DETAIL	27	3
8	DOUBLE HUNG GATE	6' CHAIN LINK SLIDING GATE DETAIL	-	-
9	DOUBLE HUNG GATE	8' CHAIN LINK GATE DETAIL	27	3
10	PIPE GATE	TYPICAL SECTION: PIPE GATE DETAIL	27	1
11	ORNAMENTAL FENCE	TYPICAL SECTION: 7" ORNAMENTAL FENCE DETAIL	27	2
12	ORNAMENTAL GATE	TYPICAL SECTION: 7" ORNAMENTAL GATE DETAIL	-	-
13	PVMT. MARKING	CROSS WALK DETAIL	5	1
14	BOLLARD	BOLLARD	30	1
15	FENCING CURB	1' CONCRETE FENCING CURB	31	4



PAVING, LANDSCAPE & UTILITIES FOR
STRYKER SPORTS
 WICHITA, KANSAS



©2018
 MKEC Engineering
 All Rights Reserved
 www.mkec.com
 These drawings and their contents, including, but not limited to, all concepts, designs, & ideas are the exclusive property of MKEC Engineering (MKEC), and may not be used or reproduced in any way without the express consent of MKEC.

SITE PLAN 40

PROJECT NO.	1701010567	
DATE	MAY 2, 2018	
SCALE	1" = 30'	
DESIGNED	DRAWN	CHECKED
JAG	CRM	MAB
0	ISSUED FOR CONST.	05-02-18
NO.	REVISION	DATE
SHEET NO.		
40 OF 102		