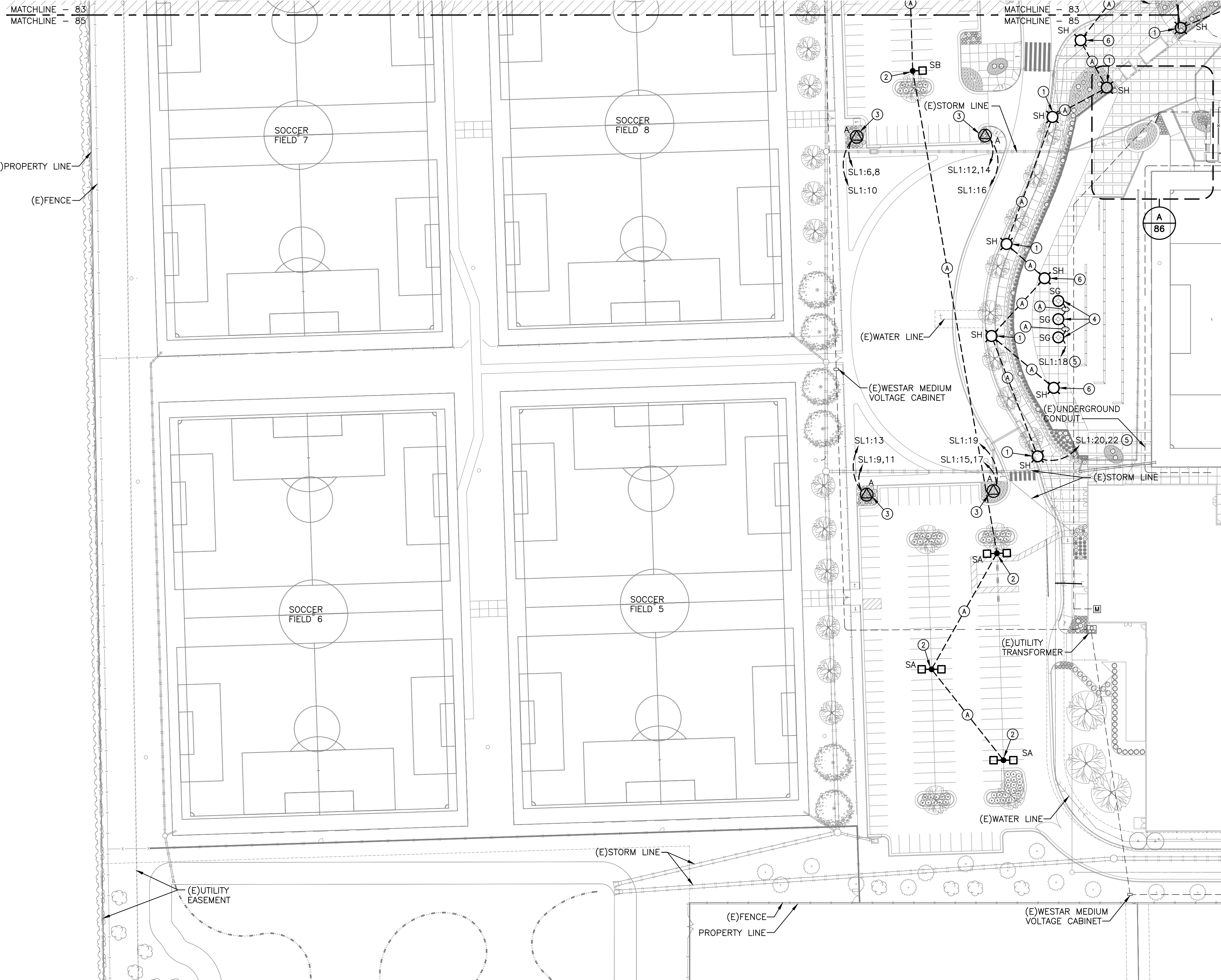


J:\PROJECTS\2017\171010567_COW_STRYKER_L170567_CAD\SH10_BLOG MEP\ASIE LIGHTING PACKAGE\170567-08-0101-04 ELECTRICAL SITE LIGHTING PLAN.DWG
 PLOTTED: Wednesday, May 02, 2018 @ 01:45PM



ELECTRICAL SITE PLAN - AREA C
 SCALE: 1" = 50'-0"

FIXTURE LEGEND	
●	SINGLE ARM FIXTURE.
□	DOUBLE ARM FIXTURE AT 0° AND 180°.
○	PEDESTRIAN FIXTURE.
○	FLAG POLE FIXTURE.

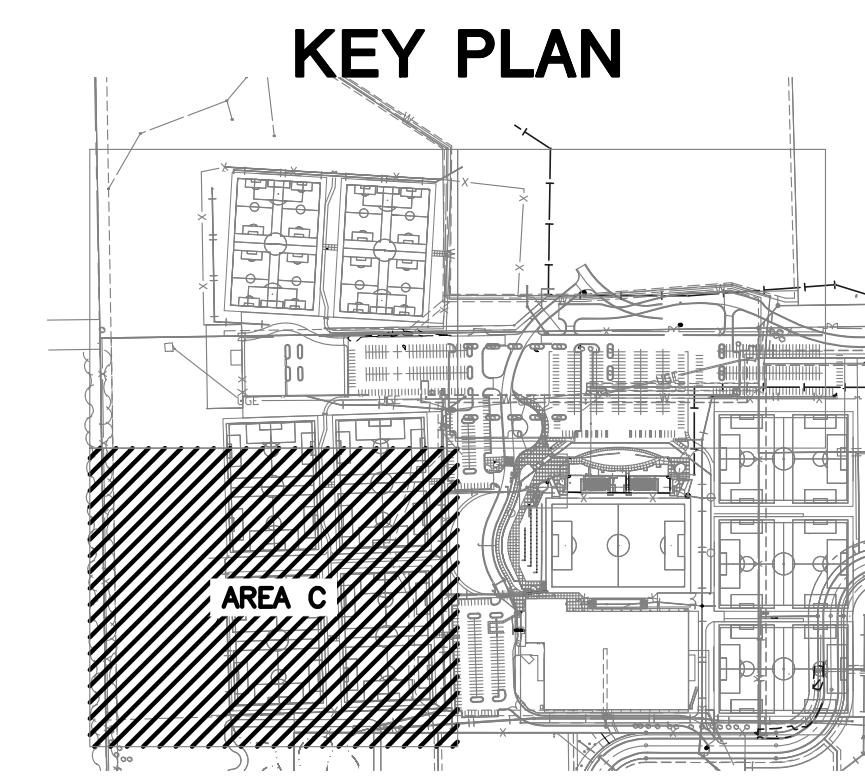
GENERAL NOTES	
1.	EXISTING CONDITIONS SHOWN ON THE DRAWINGS WERE TAKEN FROM ORIGINAL DOCUMENTS AND FIELD OBSERVATIONS. THIS CONTRACTOR SHALL BE RESPONSIBLE FOR VERIFICATION OF EXISTING CONDITIONS. E.C. SHALL VISIT THE JOBSITE PRIOR TO BID AND VERIFY ALL EXISTING CONDITIONS.
2.	UPON COMPLETION OF PROJECT, E.C. SHALL PROVIDE A FULL TYPED AND UPDATED PANEL DIRECTORY FOR EACH PANELBOARD AFFECTED BY THE SCOPE OF THIS PROJECT.
3.	FEEDER ROUTING INDICATED ON THE DRAWINGS DOES NOT INDICATE NEC CODE REQUIRED PULL BOXES. E.C. SHALL BE RESPONSIBLE FOR LOCATING AND INSTALLING REQUIRED PULL BOXES FOR EACH FEEDER.

HATCH LEGEND	
	AREA NOT COVERED ON THIS SHEET.


KEYED NOTES	
1.	REFER TO DETAIL 2/87 FOR POLE BASE DETAIL.
2.	REFER TO DETAIL 1/87 FOR POLE BASE DETAIL.
3.	REFER TO DETAIL 1/88 FOR FOOD TRUCK PEDESTAL DETAIL.
4.	LIGHT FIXTURE PROVIDED WITH FLAG POLE. ROUTE CONDUIT AND CONDUCTOR UP THROUGH BASE.
5.	ROUTE CIRCUIT THROUGH LIGHTING CONTACTOR 'LC-1'. SEE DETAIL 4/87.
6.	REFER TO DETAIL 4/88 FOR POLE BASE DETAIL.

FEEDER SCHEDULE	
(A)	PROVIDE (2)-#10, (1)-#10 GND IN EXISTING 1" CONDUIT FOR LIGHTING.

SPECIAL OUTLET SCHEDULE	
SYMB.	DESCRIPTION
	FOOD TRUCK PEDESTAL: PROVIDE FOOD TRUCK PEDESTAL PER DETAIL 1/72. CIRCUIT 50A RECEPTACLE WITH (3)-#6; (1)-#10 GROUND, IN 1" CONDUIT. CIRCUIT DUPLEX RECEPTACLE WITH (2)-#10, (1)-#10 GROUND IN 1" CONDUIT.



PAVING, LANDSCAPE & UTILITIES FOR
STRYKER SPORTS
 WICHITA, KANSAS



©2018
 MKEC Engineering
 All Rights Reserved
 www.mkec.com
 These drawings and their contents, including, but not limited to, all concepts, designs, & ideas are the exclusive property of MKEC Engineering (MKEC), and may not be used or reproduced in any way without the express consent of MKEC.

ELECTRICAL SITE PLAN - AREA C	
PROJECT NO.	1701010567
DATE	MAY 2, 2018
SCALE	1"=50'-0"
DESIGNED	CNG
DRAWN	ECW
CHECKED	JRBW
ISSUED FOR CONST.	05-02-18
NO.	REVISION
DATE	
SHEET NO.	
85 OF 102	