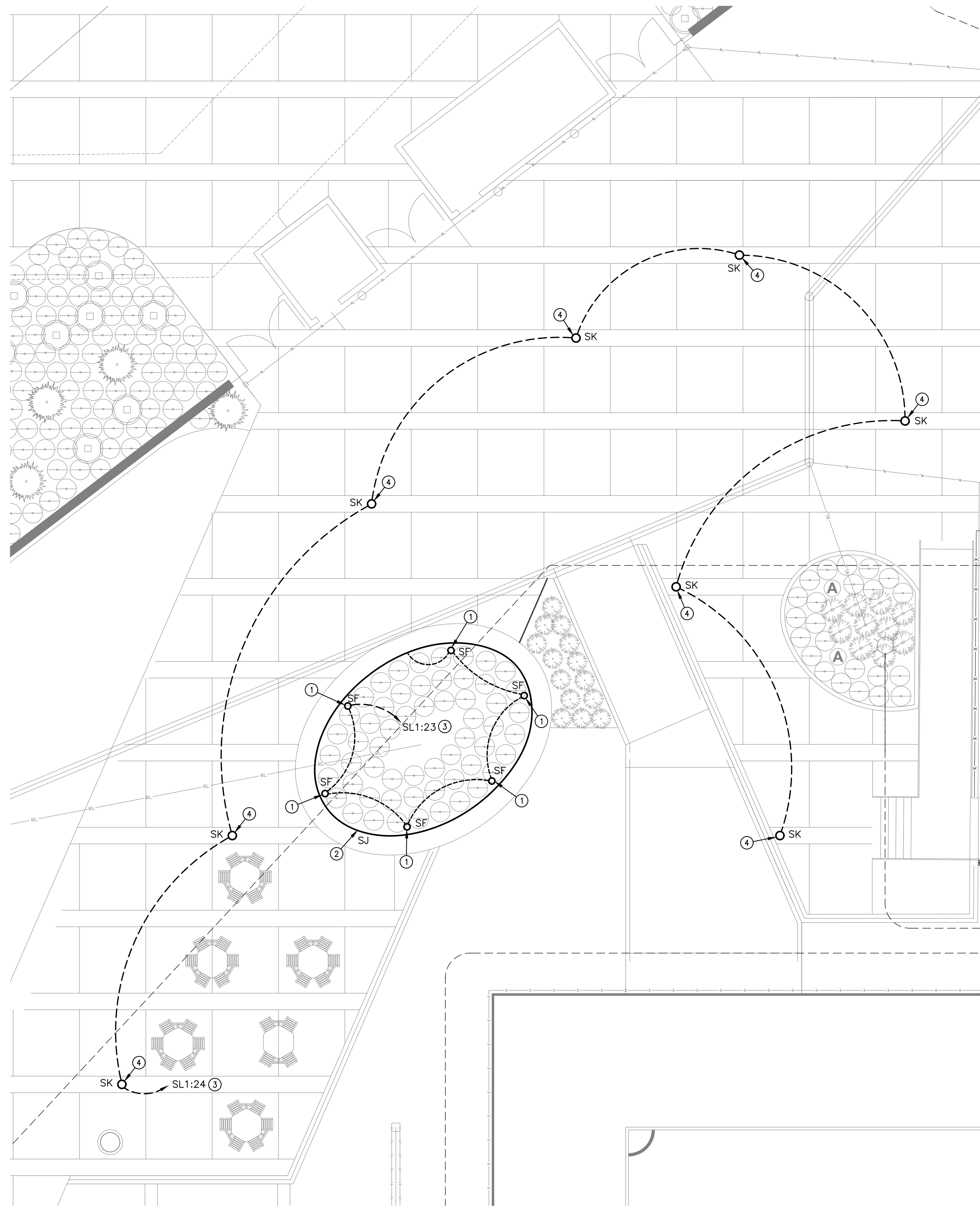


PLOTTED: Wednesday, May 02, 2018 @ 11:56AM

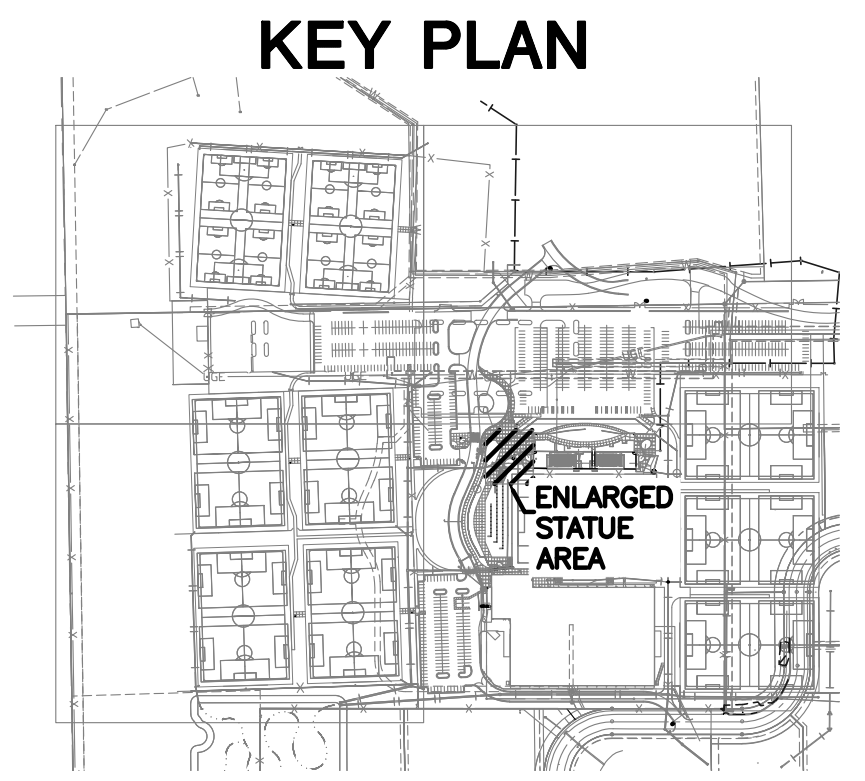
J:\PROJECTS\2017\1701010567\_COW\_STRYKER\_170567\_CAD\SH10\_BLOG\_MEP\SITE LIGHTING PACKAGE\170567-08-0101-04 ELECTRICAL SITE LIGHTING PLAN.DWG




FIXTURE LEGEND	
●□	SINGLE ARM FIXTURE.
□●□	DOUBLE ARM FIXTURE AT 0° AND 180°.
□	PEDESTRIAN FIXTURE.
○	FLAG POLE FIXTURE.

- GENERAL NOTES**
- EXISTING CONDITIONS SHOWN ON THE DRAWINGS WERE TAKEN FROM ORIGINAL DOCUMENTS AND FIELD OBSERVATIONS. THIS CONTRACTOR SHALL BE RESPONSIBLE FOR VERIFICATION OF EXISTING CONDITIONS. E.C. SHALL VISIT THE JOBSITE PRIOR TO BID AND VERIFY ALL EXISTING CONDITIONS.
  - UPON COMPLETION OF PROJECT, E.C. SHALL PROVIDE A FULL TYPED AND UPDATED PANEL DIRECTORY FOR EACH PANELBOARD AFFECTED BY THE SCOPE OF THIS PROJECT.
  - FEEDER ROUTING INDICATED ON THE DRAWINGS DOES NOT INDICATE NEC CODE REQUIRED PULL BOXES. E.C. SHALL BE RESPONSIBLE FOR LOCATING AND INSTALLING REQUIRED PULL BOXES FOR EACH FEEDER.

- KEYED NOTES**
- AIM FLOOD LIGHT AT STATUE.
  - INSTALL LED LIGHTING ON STATUE STRUCTURE. REFER TO DETAIL 3/88 FOR STATUE BASE LIGHTING DETAIL.
  - ROUTE CIRCUIT THROUGH LIGHTING CONTACTOR 'LC-1'. SEE DETAIL 4/87.
  - REFER TO DETAIL 4/88 FOR PEDESTRIAN POLE BASE DETAIL.



PAVING, LANDSCAPE & UTILITIES FOR  
**STRYKER SPORTS**  
 WICHITA, KANSAS



©2018 MKEC Engineering All Rights Reserved www.mkec.com  
 These drawings and their contents, including, but not limited to, all concepts, designs, & ideas are the exclusive property of MKEC Engineering (MKEC), and may not be used or reproduced in any way without the express consent of MKEC.

**ELECTRICAL SITE PLAN - ENLARGED STATUE AREA**

PROJECT NO.	1701010567	
DATE	MAY 2, 2018	
SCALE	1/8"=1'-0"	
DESIGNED	DRAWN	CHECKED
CNG	ECW	JRBW
NO.	REVISION	DATE
0	ISSUED FOR CONST.	05-02-18
SHEET NO.		
86 OF 102		