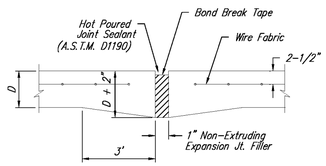

EXPANSION JOINT

NOTE: Extra Thickness to be Subsidiary to Price of Square Yards Pavement

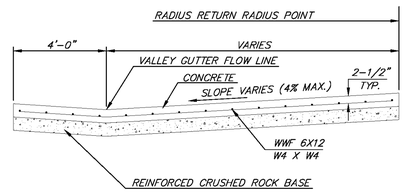

SECTION A-A

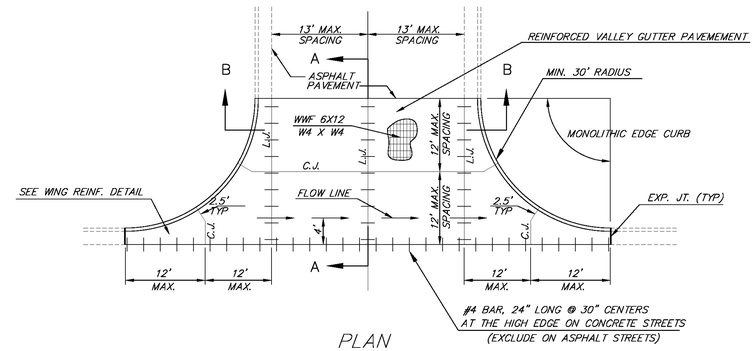

PLAN

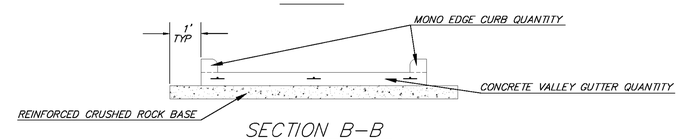

SECTION B-B

REINFORCED VALLEY GUTTER DETAIL

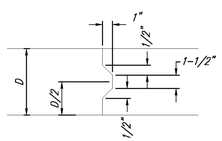

KEYWAY DETAIL

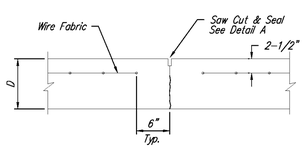

CONTRACTION JOINT DETAIL (C.J.)

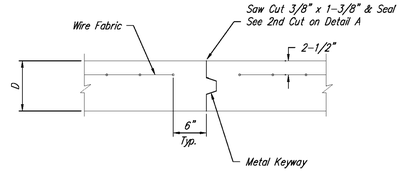

OPTIONAL CONTRACTION JOINT

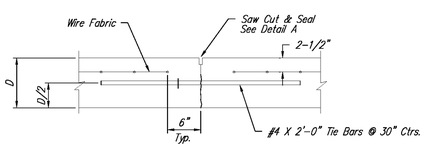

LONGITUDINAL JOINT DETAIL (L.J.)

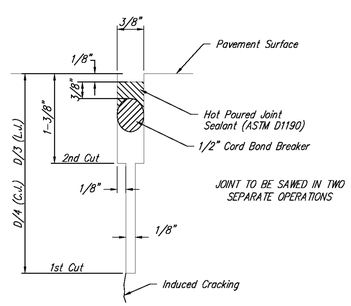

SAW JOINT DETAIL
(DETAIL A)

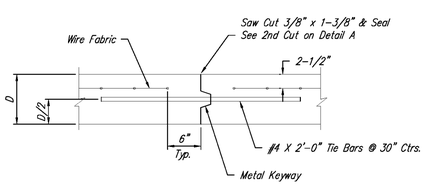

OPTIONAL LONGITUDINAL JOINT DETAIL (L.J.)

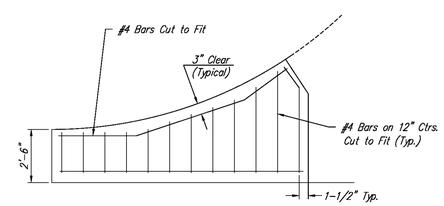

WING REINFORCING DETAIL

REVISION MAY 2017	SECTION B-B, ROCK EXTENDED ONE FOOT BEYOND PAVEMENT

CITY OF WICHITA
PUBLIC WORKS & UTILITIES ENGINEERING DIVISION

VALLEY GUTTER DETAILS

CITY ENGINEER
GARY JANZEN, P.E.

PROJECT NUMBER	OCA NUMBER	DATE

CITY ENGINEER'S OFFICE
CITY HALL - SEVENTH FLOOR
455 NORTH MAIN STREET
WICHITA, KANSAS 67202-1620
(316) 268-4501

SHEET

PV-109

REV.	DESCRIPTION	DATE

SCHURR ADDITION
STREET IMPROVEMENTS

WICHITA, SEDGWICK COUNTY, KS

CERTIFIED ENGINEERING DESIGN, P.A.
CIVIL ENGINEERING SERVICES

CED

1935 WEST MAPLE STREET
WICHITA, KANSAS 67213
PH.(316)262-8808 FAX.(316)262-1669

LOGAN J. MILLS LICENSED 24468 4-24-18 KANSAS PROFESSIONAL ENGINEER

PROJECT NO.: 20182509
ISSUE DATE: 04/24/18
CONTACT: H. FORAKER / L. MILLS
CHECKED BY: H. FORAKER / L. MILLS

VALLEY GUTTER DETAILS

FILE LOCATION: S:\Drawing Files\Projects\20182509\DWG\Streets Details.dwg TAB NAME:Entrance Details USER:cassawyer SAVED:4/23/2018 2:03 PM PLOTTED:4/24/2018 1:23 PM